



This is a digital copy of a book that was preserved for generations on library shelves before it was carefully scanned by Google as part of a project to make the world's books discoverable online.

It has survived long enough for the copyright to expire and the book to enter the public domain. A public domain book is one that was never subject to copyright or whose legal copyright term has expired. Whether a book is in the public domain may vary country to country. Public domain books are our gateways to the past, representing a wealth of history, culture and knowledge that's often difficult to discover.

Marks, notations and other marginalia present in the original volume will appear in this file - a reminder of this book's long journey from the publisher to a library and finally to you.

### **Usage guidelines**

Google is proud to partner with libraries to digitize public domain materials and make them widely accessible. Public domain books belong to the public and we are merely their custodians. Nevertheless, this work is expensive, so in order to keep providing this resource, we have taken steps to prevent abuse by commercial parties, including placing technical restrictions on automated querying.

We also ask that you:

- + *Make non-commercial use of the files* We designed Google Book Search for use by individuals, and we request that you use these files for personal, non-commercial purposes.
- + *Refrain from automated querying* Do not send automated queries of any sort to Google's system: If you are conducting research on machine translation, optical character recognition or other areas where access to a large amount of text is helpful, please contact us. We encourage the use of public domain materials for these purposes and may be able to help.
- + *Maintain attribution* The Google "watermark" you see on each file is essential for informing people about this project and helping them find additional materials through Google Book Search. Please do not remove it.
- + *Keep it legal* Whatever your use, remember that you are responsible for ensuring that what you are doing is legal. Do not assume that just because we believe a book is in the public domain for users in the United States, that the work is also in the public domain for users in other countries. Whether a book is still in copyright varies from country to country, and we can't offer guidance on whether any specific use of any specific book is allowed. Please do not assume that a book's appearance in Google Book Search means it can be used in any manner anywhere in the world. Copyright infringement liability can be quite severe.

### **About Google Book Search**

Google's mission is to organize the world's information and to make it universally accessible and useful. Google Book Search helps readers discover the world's books while helping authors and publishers reach new audiences. You can search through the full text of this book on the web at <http://books.google.com/>

Gough Adair Norfolk, 4.25

~~Adair~~

23187 e. 17





*A. H. Hildes*

A

P L A N

O F

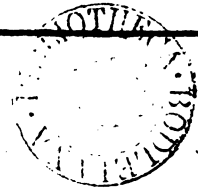

D I S C I P L I N E,

Composed for the USE of the

M I L I T I A

O F T H E

C O U N T Y of N O R F O L K.



---

L O N D O N:

Printed for J. SHUCKBURGH, at the *Sun*, next *Richard's* Coffee-House,  
*Fleet-Street.* MDCCLX.





## ADVERTISEMENT.

**I**T seems absolutely necessary to make some apology for the delay of the publication of this work, after having so long ago promised it to the public; and to account for its being at present published incomplete. Our first intent was to give only the manual exercise with the explanations, and an introduction, containing a short history of exercise, and our reasons for the alterations which we had made: we afterwards enlarged our plan, thinking it would be of no small use to our Officers, to give them some directions as to the manner of teaching the exercise, marching, wheeling, and exercising by single companies; and also to form a plan for the exercise of the whole battalion in *Whitfun-week*. This led us into a much greater detail than we were at first aware of; and the work was only sketched out, and scarcely dead coloured, when we lost the first promoter, and I may say the life and soul of our undertaking; who was called abroad, to prove the reality of his truly noble and patriot spirit, in a distant and dangerous service. The care then of finishing and publishing this work, devolved chiefly on me; but my own very infirm state of health, and our continual avocations in attending the exercise of the *companies of militia*, joined to unexpected and unavoidable

## A D V E R T I S E M E N T.

ble impediments from the press; rendered it impossible for us to get it ready for publication so soon as we intended: and our being immediately after the Whitsun-week exercise was over, ordered out into actual service, has been an invincible obstacle to our completing the third part, relating to the exercise of the whole battalion, the firings, evolutions, &c. in the manner we could have wished. For this reason we have chosen to postpone it for the present, and give only the two first parts; which having by experience found to be useful, we may venture to recommend, to the militia officers of such counties, as chuse to adopt our plan of exercise and discipline: though we propose publishing the third part also, with all convenient speed: and we hope that the experience which we shall gain by having our men together, and by exercising almost daily in battalion, will enable us to correct, and make it much more perfect than we at first were capable of doing; especially as we have at present, the advantage of frequent opportunities of seeing two regiments\*, justly celebrated for the excellency and exactness of their discipline; whose officers with the most open and engaging politeness imaginable, are always ready to communicate to us, whatever information we are desirous of having, and to assist us with their advice and instruction.

\* The 67th, and 72d.

Hills~~e~~a Barracks,  
Aug. 24, 1759.

W. WINDHAM.



T H E

C O N T E N T S.

- PART I.** Title.  
Dedication.  
Introduction.  
Manual Exercise.  
Officers Exercise.  
Halberd Exercise.
- PART II.** **CHAP. I.** Directions to the Officers,  
about the method of teaching the Ex-  
ercise.  
**CHAP. II.** Rules and Directions for march-  
ing.  
Art. 1st. Of marching strait forward, and a  
Description of the Prussian step.  
Art. 2d. Of the oblique step.  
**CHAP. III.** Rules and Directions for wheel-  
ing.  
**CHAP. IV.**

# C O N T E N T S.

## PART II.

CHAP. IV. Directions for marching and wheeling, by Platoons or Divisions.

CHAP. V. Directions for the days of Exercise by single companies.

Art. 1st. Of sizing and viewing the company, and forming it into ranks at the Place of assembly.

Art. 2d. Of marching off the Company to the Place of Exercise.

Art. 3d. Of forming the Company, and drawing it up, on the Place of Exercise.

## PART III. DIRECTIONS to be observed in the yearly review by Battalion in Whitfun-week.

CHAP. I. Directions for assembling and forming the Battalion by Companies at the Place of Exercise.

CHAP. II. The manner of forming the Battalion in order to be reviewed.

CHAP. III. The manner of sending for, and lodging the Colours.

CHAP. IV. The manner of receiving the the Lord Lieutenant of the County, and being reviewed standing.

CHAP. V. The method of forming the Battalion for exercise, and the performance of the firings.

CHAP. VI. Of the firings.

Art. 1st. General directions for the firings.

Art. 2d. The alternate firing, by Platoons and Subdivisions, standing.

Art. 3d. Directions for firing in two firings, standing, advancing, and retreating.

Art. 4th.

# C O N T E N T S.

## PART III.

Art. 4th. The freet-firing, advancing, and retreating.

Art. 5th. The General Discharge.

### CHAP. VII. Of the Evolutions.

Art. 1st. The simple evolutions, wheeling, and doubling by divisions.

Art. 2d. Of the Hollow Square.

Art. 3d. Of the Long Square, or Column of Retreat.

Art. 4th. Of the Column of Attack, or Pleſion.

### CHAP. VIII. Various evolutions, that may be occasionally practiſed in Exerciſe, &c.

Art. 1st. Forming the Column by the Flanks.

Art. 2d. The Deploy.

Art. 3d. Forming an oblique Front, and diſperſing and rallying the Battalion.

Art. 4th. Of Countermarching.

Art. 5th. Other Evolutions.

### CHAP. IX. The marching off in review before the Lord Lieutenant; and diſmiſſing the Battalion.

## A P P E N D I X.

Art. 1st. The manner of mounting a Guard.

Art. 2d. The manner of relieving a Guard.

Art. 3d.

# C O N T E N T S.


## PART III.

Art. 3d. Standing orders for the non-commissioned officers and soldiers of the Norfolk regiment of Militia, with respect to their behaviour.

Art. The Funeral Exercise, and parapet firing.

Art. 5th. The different Beats on the Drum, and when they are to be used.

Conclusion.





# DEDICATION.

TO THE

RIGHT HONOURABLE the

Earl of SHAFTESBURY,

AND

The other NOBLE LORDS,

Who have exerted themselves in their respective Counties, as LORD-LIEUTENANTS, in the Execution of the MILITIA ACT.

MY LORD,

**Y**OUR Lordship and the other illustrious personages, to whom this little volume is addressed, will, I flatter myself, find no impropriety in its claiming your consideration, and aspiring to your patronage. The work, such as it is, springs from the zeal of some friends to a national militia, in the county of Norfolk; who confiding in the irresistible principle of the measure, and the general sentiments of that independent county, have been greatly instrumental in carrying it into execution; in spite of every obstacle which the pride and envy of

## D E D I C A T I O N.

of particular men could suggest, or the violence and artifice of their agents could practise against it. As nothing could more effectually promote the success of this measure in general, than a communication between the several counties, whereby each will see what has been done in the other, and judge what is worth adopting; my worthy friend, the author of this little work, has charged me with the manner of introducing it to your Lordships, knowing that I have the honour of being acquainted with many of you; and I embrace, with pleasure, the opportunity which it affords me, of thus publicly acknowledging my just and grateful veneration, as an Englishman, for the truly noble and patriot part, which your Lordships have acted upon this occasion: recalling so fully to our minds the ancient spirit, independence, and splendor of our British nobility.

However shamefully backward a part of this kingdom still appears, in resolving whether it will owe its preservation to itself, or delegate a circumstance of so much happiness and honour to fortuitous and inadequate resources; yet, my Lords, the progress which the militia has made in these counties, where your Lordships personal dignity and family influence attended it, no longer leaves the most prejudiced caviller an opportunity of denying its practicability, as to the civil part of the bill; the common people having seen their error, and the views of their last year's instructors; and the meetings for the ballot being now attended with volunteers instead of rioters. Our military sceptics now direct their whole tiraille against the military part of the act: to obviate, therefore, the objections on this side, a worthy gentleman of Norfolk, though no regular bred soldier, nor the offspring of the parade, has endeavoured to prove, how easily an healthy

## DEDICATION.

iii

healthy robust countryman, or a resolute mechanic, may be taught the use of arms; and how very attainable that degree of military knowledge is, which will enable a country gentleman to command a platoon: consequently that, under proper encouragement, it is very possible for this kingdom (the constant rival of the most powerful nation in the world, and engaged often for its own sake to defend the liberties of others,) to establish so numerous and permanent a force, as may enable it at all times to act with superiority abroad, without endangering its own safety or liberties at home. Such undoubtedly may be the consequence of instructing, to a certain degree, the body of the nation in the use of arms; for if the common people be made only half soldiers, and the gentlemen by a certain degree of application become only half officers; yet by a timely multiplication of the number of militia, as well as by the rotation prescribed by the act, and that further additional discipline which would result, from the militia's being put into actual service, previous to an invasion; this country will have a better security against the calamities of war, than any other in the world, Switzerland alone excepted: which, as your Lordships well know, though situated in the midst of all the ambitious and turbulent powers in Europe, is the only one which maintains its territories free and undisturbed. How astonishing is it then, my Lords, that notwithstanding history, the experience of our own times, and the present shocking scene in Europe, incontestably prove, that, if numbers without discipline avail but little, so discipline without great superiority in point of number, and great interior resources of defence, is equally ineffectual for the protection of a great and opulent country; I say, my Lords, how astonishing is it, that there should be

## D E D I C A T I O N .

be men, whose rank and knowledge should put them above such prejudices ; who maintain that, in a nation circumstanced like this, a militia is dangerous ; sometimes that it is impracticable. Even of your Lordships order, some who once raised a body of men not totally unlike a militia, are now become so very military, as to affect to despise it ; imagining, perhaps, that the safety of Britain would again, under such dreadful circumstances, be better trusted to troops of their dependents, raised on a sudden ; than to that general effort, which it is but reasonable to expect from the whole nation, when armed in its own defence : a resource, which has been ever found to answer, even in nations far inferior to the British in natural courage. But, my Lords, if those who remember the disgrace and distraction of the year 1745, have not yet learned to wish for some farther security at home, at a time when we must send forth the greatest part of our armies for the protection of our colonies, or the support of our allies ; I will not flatter myself, that I shall be able to prevail with them. Nor can I expect better success, from addressing those who have drawn no instructions of this kind from the events of the year 1756 ; little inferior to the former in terror and disgrace, though arising from a different cause : for then, our whole force being detained at home through real or imagined danger, our enemies had nearly over-run all our colonies ; Minorca fell, Great-Britain imported a foreign army for her protection, and her flag and character sunk into the lowest contempt. What was the justification made use of in those days ? Was it not our defenceless state at home ? Let me ask, has care been taken to provide for that defect, should the events of war, which no man can command, bring back that scene ? or is our present security, in the midst

## D E D I C A T I O N .

in the midst of our success, owing to any thing, but the vigorous measures, unknown in those days I have mentioned, resulting from the singular intrepidity of an eminent individual ? The utility of a general militia, with respect to every operation, is self-evident. Would you make a diversion on the coast of France, or a real impression ? If the former, make two, with ten thousand men each, you will scarcely meet an enemy in both places. If you mean a real impression, second your first by sending ten thousand men more, and you will not be obliged to retire with precipitation in a few days to your ships. In either case, their grand army is more likely to detach ; or, not detaching, must abandon their country to your superiority. If we would support Prince Ferdinand, as the means of bringing the war to a short issue ; who, in that case, had not rather see him at the head of an offensive, than a defensive force ? This, as well as every other operation, will receive strength and activity by the establishment of that measure which renders us safe at home : And upon the reduction of our regular forces, in consequence of a peace ; a militia is the only establishment, which can procure to us an ability of doing ourselves justice at first, upon a recommencement of hostilities ; instead of being insulted for three years whilst we are getting ready for war.

The advantages of this situation are too numerous, for me now to attempt to illustrate : I have already digressed too far, and shall only recur to that part of my subject, from which, for your Lordships sake, I wish I had not deviated.

It will be proper, my Lords, that I should assure you, that I have seen this short and easy exercise taught and executed with the greatest success. I have, myself, made a gentleman perfectly master of it in

## DEDICATION.

two of these mornings, so as to perform it with grace and spirit. Our militia men learn it in seven or eight days, some of them in less time. Were I to enter into any description of it, I should anticipate the following sheets; but it is incumbent upon me to declare, that I have a very small share in the composition; the chief part of it being the result of a very active mind, and military turn in my worthy friend; which proves how deep a man of parts may penetrate into any science, without having first gone through the regular degrees, so often esteemed by pedants the essential parts of a man's education. My friend is much less indebted to me than to our adjutant, Mr. MORGAN; who, being esteemed a very good one in the army, is an authority, which I beg leave to avail myself of, with scrupulous men of his profession, in favour of the work. It is impossible for me to conclude this dedication to your Lordships, the first, indeed I ever wrote, without acknowledging that assistance, which the militia has in general received from the gentlemen in the army; not only from the patronage of two very worthy Lords of high rank, both as to their civil and military stations, (one of which appeared the first among its advocates in the house of commons, the other in the house of peers;) but from the harmony and good-will, with which the military gentlemen have co-operated with the militia, in several counties. I wish their example had been more generally imitated. The quarter from which the difficulties to the militia arise, is but too manifest: had half the zeal been shown in many counties for carrying it into execution, which is exerted in an election, its success had not now been limited to twelve or fifteen counties only. However, my Lords, under all the discouragements which this national

## DEDICATION.

vii

national act has met with, through flights, delays, and evasions, on the parts of those, whose duty it was to execute this law, with that zeal which becomes every good and faithful magistrate; it must, nevertheless, derive too much strength from your Lordships countenance and authority, to fail at last; on the contrary, as we see it walks alone, having from the goodness of its constitution survived much unnatural treatment; to the joy of every good Englishman, and not a little, I believe, to the astonishment of some of its good nurses and guardians; we may now venture to flatter ourselves it will live to full maturity, and become a most useful part of the constitution. That this may be the event, and that your Lordships may all of you long enjoy every blessing, which honest and eminent members of a community deserve, is the sincere wish of one who has the honour to be, with the most perfect respect and esteem.

My LORDS,

*Your Lordships most obedient and*

*faithful humble Servant,*

GEO. TOWNSHEND.

B 2







# INTRODUCTION.

**T**HE title of an exercise composed for the militia of the county of Norfolk, must, no doubt, appear extraordinary to a great many, who will naturally ask, why the militia should not learn and practise the same exercise with that which is at present in use among the regular forces ?

We have, therefore, thought it necessary to prefix to this little work an introduction, in which we shall give a short history of the origin and progress of that part of the art military, which is more particularly termed exercise; endeavour to shew the utility of it, and the principles on which it is founded; point out in what the defects or excellencies of any exercise consist; and, in the notes, which we shall add to the explanations of the several words of command in the Manual Exercise, we shall explain the particular uses of them; and show in what manner, and for what reasons, we have varied from, and altered, that which is now practised by the regular forces.

To

## I N T R O D U C T I O N.

To do this completely, and to enter into all the details and nice disquisitions that the subject admits of, would be a most curious and useful work: requiring great abilities, an extensive reading, and a thorough knowledge, not only of history both ancient and modern, but likewise of all the authors who have wrote on military affairs. The limits of our preface will confine us to a few general hints and cursary remarks; however, that our military readers, if any such should do us the honour to peruse our work, may see, that we have not been deficient in consulting the best authorities, for the facts that we advance, and the principles which we establish, we shall, in the margin of each page, refer to authors of the greatest repute on military affairs; by whose opinions we have been guided, and whose sentiments we have adopted.

It is universally allowed, that the Greeks and the Romans carried the art of war to a greater degree of perfection than any other people in their days; and indeed the best judges seem to be agreed, that they have scarcely been equalled by any of the moderns. By what appears from the authors who have treated of their discipline, we cannot find that they had what we call a Manual Exercise. The Grecian order of the phalanx, whose whole strength consisted in being closely united and in perfect order, required that they should be strictly exact in their marching and evolutions; and these points were what they chiefly attended to, and practised in their exercise. *Ælian* has also given us their words of command; from which it appears, that the closing, opening, and doubling their ranks and files, together with the different facings and wheelings, and the various methods of changing their front  
by

# INTRODUCTION.

iii

by counters-marches, constituted almost the whole of their music, and was accompanied by the sound of brass instruments. The

(1) Marshal Saxe in his *Berwick*, Chap. i. Art. vi. has some very ingenious conjectures and observations on the manner of marching of the ancients; whom he supposes to have marched in *cadence* and cadence, to the sound of their musical instruments: and gives good reasons for the excellency of that method; which is (he says) practised at present by the Prussians. He was so scholar; which has led him into a gross mistake about the meaning of the word *Tactics*; but he might have supported his opinion, with regard to their marching in cadence, by many passages of the ancients; particularly the following one of Thucydides, in the account of the battle between the Laedemonians and Argives, book 9. "After this the fight began, the Argives and their allies moving on with violence and fury; but the Laedemonians deliberately, and to the sound of several pipes, who were appointed by law; not on account of any religious ceremony, but that the soldiers, marching together, might make their attack uniformly, and not break their ranks."

An ingenious and learned friend (Mr. B. Stillingfleet, who has lately published some *Miscellaneous Tracts*, upon several very curious and interesting points of natural history, physic, &c.) has likewise been so obliging as to communicate to us such passages as he could recollect in the Greek and Latin authors, relating to the use that the ancients made of music in war; which we will give in his own words, for the satisfaction of those of our readers, who have a mind to examine this piece of military antiquity, with a little more accuracy. — "Your question about the ancient soldiers marching in cadence puts me in mind, that in my *Milton* I had a note upon the following passage:

" On they move

" In perfect Phalanx, to the Dorian mood

" Of flutes and soft recorders. *Parad. Lost*, Book i. v. 453.

" And there I found quoted Thucyd. lib. v. and Cicero *Tuscul.* lib. ii. §. xvi. *Aul. Gell.* lib. i. chap. ii. *Xenophon de Lacedæm. Republicâ.* Plutarch says they marched to the sound of pipes, in order to make a more solemn and terrible appearance, and that they might keep their ranks the better. *Valer. Max.* lib. ii. chap. vi. says the same. *Agathias* in his *Apophthegms* alludes

Vegetius,  
lib. i. chap.  
xlvii. ib. lib. i.  
chap. ix. ibid.  
lib. iii. chap. iv.

The exercise of the Roman soldiers, collectively, seems to have chiefly consisted in practising the evolutions of the legion; and in marching 20,000, or sometimes 24,000 geometrical paces in five hours, for that was their military pace: (1) this they performed, loaded with their armour, weapons, and other military implements, which all together made up a very heavy burthen; and at the same time kept their ranks. They exercised themselves separately, in running, jumping,

---

“ alludes to this use of music in war. Lucian de Saltat, says,  
 “ that the Lacedemonians perform every thing musically, inso-  
 “ much that they march to battle with measured steps regulated  
 “ by the pipe, which gives the sign of onset: And the order and  
 “ regularity proceeding from thence have made them always victo-  
 “ rious. N. B. I have translated αὐλός by the general word, Pipe,  
 “ which is commonly translated Flute; but, from a passage in a  
 “ scholiast on Pindar, I have reason to believe the αὐλός was an  
 “ instrument analogous to our hautboys. Maximus Tyrius Orat.  
 “ xxi. mentions this custom, and Clemens Alexandrinus, lib. ii.  
 “ chap. iv. and Quintil. lib. i. c. xvi. and Nicolaus apud Sto-  
 “ bæum, who says, there always attended upon the king sooth-  
 “ sayers, physicians, and pipers, who in the battle supplied the  
 “ place of trumpeters. Polybius in fin. lib. ii. Aristides Quintil.  
 “ de Musica, lib. ii. With the Spartans every thing had a view to  
 “ war; and it was, I suppose, for this reason, that they were so  
 “ careful to preserve their old music, which was calculated for  
 “ that end, and for that only; they saw their neighbours get  
 “ into a style that rather served to render them effeminate and  
 “ delicate, than to make them terrible to their enemies; thus  
 “ Plutarch says, that they allowed of none but the simplest modu-  
 “ lation: That they were obliged to stick to their old music:  
 “ That Terpander was fined by the Ephori, for using a string  
 “ more than the law allowed: That an Ephorus cut off two  
 “ of nine strings from Phrynius’s Cithara: That another cut off  
 “ one from Timotheus’s instrument having eight, which was one  
 “ more than was permitted by law.”

Whoever has a mind to form a more perfect idea of the discipline of the ancients, may consult Guischaud, *Memoires Militaires*, printed in Holland in 2 vols. 4to. 1758.

(1) At the rate of four or five English miles in an hour.

## INTRODUCTION.

jumping, and swimming over rivers completely armed; and, above all, endeavoured to acquire the greatest skill and dexterity in the throwing of the pilum or javelin, and in the use of the sword and shield. For these purposes they had masters, called *Campi Doctores*; whose business it was to teach the youth and the new raised soldiers; and the *Campus Martius* at Rome was set apart for such exercises; where all the most eminent citizens, whose age or infirmities did not disable them from service, took a pleasure and pride, in publickly endeavouring to excel in these military accomplishments. Besides these exercises, they were inured to hardships and severe labour, by a continual practice of fortifying their camps, making roads, and carrying on, at the sieges they undertook, such immense works, as appear to us almost incredible. By these methods, they formed excellent soldiers, who were robust, hardy, and perfectly well skilled in the use of their weapons; but they do not seem to have had that uniformity and harmony in it, which the moderns have established. Indeed the lance, the pike, the sword and shield, and the other weapons that were used before the invention of gunpowder, do not require that precision and uniformity in the use of them, which fire-arms do; neither indeed do they admit of it: for, with these weapons, every thing must chiefly depend on the valour, strength, dexterity, and skill of the individuals; and every man must exert himself in proportion to his natural and acquired abilities, which are very unequal in different men: whereas fire-arms have reduced mankind more to a level; and, in fact, in the ancient histories we read continually, of the brave actions and feats of arms, of particular heroes, excelling in valour and strength: on the contrary, in the modern histories, private valour

Vegetius,  
lib. i. chap. ix.  
ibid. lib. iii.  
chap. iv. ibid.  
lib. i. chap.  
xviii.

PART. I.

C

feldom,

feldom, but by great chance, is remarked or recorded; though we find frequent relations of whole bodies of men, which have signalized themselves, and are there praised for their firmness and discipline.

Puyfegur art de la guerre premiere partie, chap. ii. art. i.

Pere Daniel histoire de la mil. Francoise, vol. i. pag. 275. Ibid. pag. 273.

Procopius de bello Goth. lib. ii. chap. xxv. Hist. de la mil. Franc. vol. i. pag. 109. Ibid. p. 309. Guil. du Bellay disc. mil. chap. iv.

After the downfall of the Roman Empire, we must not expect to find, amongst the barbarous nations that destroyed it, any great traces of military skill. In general it appears, that they fought without much method or order; though they certainly were not unacquainted with the necessity of keeping in a body, and acting together; and consequently they must have observed some sort of distinction of ranks and files: but they had not reduced their motions, and evolutions, to any regular or uniform method. Every individual exercised himself, in the use of such weapons, as he was appointed to fight withal; and we find that almost every people had their favourite one, in which they particularly excelled. That of the Franks, or ancient French, was the hatchet; which they used as a missile weapon, throwing it in the same manner as the North-American Indians do theirs, which they call tomahawks. The Gascons and Genoese were excellent crossbow-men. The Swiss owed the signal victories, which they gained over the Austrians and Burgundians, and the great reputation they were in as soldiers, to their strength and skill in the use of the pike, halberd, and espadon or two-handed sword: and the victories of Cressy, Poitiers, and Azincourt, will occasion the valour and skill of the English archers to be transmitted down with glory to the latest posterity. Among the nobility and gentry there was scarce any one that could read; they looked on letters as a disparagement to men dedicated to arms; but made the practice of their weapons, and all sorts of martial exercises, their whole study, and

and the only business of their lives; and what they esteemed of all others the greatest pleasure and entertainment, were those imitations of battles, the tilts and tournaments; though often attended with fatal accidents and bloodshed. However, for the reasons I have before mentioned, there could be little or no uniformity observed in their troops, but every man was left to perform, according to his respective abilities.

The invention of gunpowder totally changed the manner of fighting, and consequently the military discipline of all Europe. The Spaniards were the first who armed part of their foot with muskets and harquebuzes, and mixed them with the pikes: in this they were soon imitated by most other nations; though the English had not intirely laid aside their favourite weapon the long-bow, and generally taken to the use of fire-arms, during the reign of queen Elizabeth.

The first muskets were very heavy, and could not be fired without a rest; (3) they had matchlocks, and barrels of a wide bore, that carried a large ball,

Hist. de la m.  
Franc. vol. 1.  
pag. 275.

Montluc Me-  
moires, L. 1. p.  
8. Engl. transl.  
Brantome elo-  
ge de Monf. le  
Mar. de Stroz-  
zi & du D.  
d'Albe edit.  
de la Haye,  
1740. tom. 4.  
disc. 4. & tom.  
10. disc. 89.

Certain dis-  
courses writ-  
ten by sir John  
Smith, Kt.  
concerning  
the forms and  
effects of di-  
vers sorts of  
weapons, &c.  
printed at  
London,  
1590.

---

(3) The old English writers call those large muskets calivers; the harquebuze was a lighter piece, that could be fired without a rest. The matchlock was fired by a match, fixed by a kind of tongs in the serpentine or cock, which, by pulling the trigger, was brought down with great quickness, upon the priming in the pan; over which there was a sliding cover, which was drawn back by hand, just at the time of firing. There was a great deal of nicety and care required, to fit the match properly to the cock, so as to come down exactly true on the priming, to blow the ashes from the coal, and to guard the pan from the sparks that fell from it; a great deal of time was also lost, in taking it out of the cock, and returning it between the fingers of the left hand, every time that the piece was fired; and wet weather often rendered the matches useless. However, most writers allow, and some old officers that

Hist. de la mil.  
Franc. tom. 1.  
p. 335, 336.

and charge of powder, and did execution at a great distance. The musketeers on a march carried only their rests and ammunition, and had boys to bear their muskets after them, for which they were allowed

---

we have known, who remembered matchlocks being still in use, have confirmed it, that they were very sure, and less apt to miss fire than the firelock; which seems scarcely credible; though one may suppose, that the firelocks at first were not so well made as they are now. The firelock is so called, from producing fire of itself, by the action of the flint and steel. The most antient invention of this sort is the wheel-lock, which we find mentioned in Luigi Colladoe's treatise of Artillery, printed at Venice 1586, as then lately invented in Germany. This sort of lock was used till within these hundred years, especially for pistols and carbines. It was composed of a solid steel wheel, with an axis, to which was fastened a chain, which, by being wound round it, drew up a very strong spring; on pulling the trigger, the spring acting, whirled the wheel about with great velocity; and the friction of the edge of it (which was a little notched,) against the stone, produced the fire: the cock was made so, as to bring the stone upon the edge of the wheel, part of which was in the pan, and touched the priming; and they used any common hard pebble for that purpose, which served as well as a flint. These locks were inconvenient, took time to wind up, (or span as they termed it;) and sometimes would not go off: an instance of which may be seen, in Ludlow's account of his defence of Wardour-Castle. Vide Ludlow's memoirs, Lond. edit. fol. 1751, p. 35. When the firelock, such as we now use, was invented, we cannot ascertain. It is called, by writers of about the middle of the last century, a snaphane, or snaphance; which, being the Dutch word for a firelock, seems to indicate, that it is a Dutch invention, and that we took it from them: but Ward, in his animadversions of War, printed in 1639, p. 502. after describing the exercise of the firelock-pistol, and carbine, (by which he means the wheel-lock,) says, that as most of our pieces go with English locks, which differ from firelocks, he shall add the method of handling them; and then gives the exercise of the snaphane carbine; by which it appears, that there was little or no difference between that and the pieces now in use. The more modern writers call it a fusée, from the French word *fuser*; whence the name of fuzeteers is still continued



ed great additional pay. They were very slow in loading, not only by reason of the unwieldiness of the pieces, and because they carried the powder and balls separate, but from the time it took to prepare and adjust the match, so that their fire was not near so brisk as ours is now. Afterwards a lighter kind of matchlock musket came into use, (4) and they carried their ammunition in bandeliers, which were broad belts that came over the shoulder, to which were hung several little cases of wood covered with leather, each containing a charge of powder; the balls they carried loose in a pouch; and they had also a priming horn hanging by their side (5). Matchlocks were, about the beginning

A brief discourse concerning the force and effect of all manual weapons of fire, by Humph. Barwick, Soldier. Capt. et encore plus outre, printed at London in quarto, without date, a black letter, P. 4. Lord Orrery's Art of War, P. 31.

nued to several of our regiments, which were the first that were armed with them, on the disuse of matchlocks. We thought this little digression would not be disagreeable to our readers, as it explains some passages in our writers, that perhaps may not be generally so well understood at present.

(4) They used the musket and rest in England, so late as the beginning of the civil wars: as may be seen in lieutenant-colonel Bariff's young artillery-man: printed at London 1643; a book composed for the instruction of the militia of the city of London, and addressed to Serjeant-Major-General Philip Skippon, and the rest of the officers of the trained-bands. There are some curious things in it, particularly a letter of Lord Viscount Wimbledon's in 1637, to the artillery company, to recommend the practising of a new exercise, of the musket and half-pike together; which we do not remember to have seen mentioned in any other book; and which has a great resemblance to the manner of arming the soldiers, which Marechal Saxe recommends, chap. 2d. of his Reveries.

(5) We must here observe, that the soldiers, in action, used to put the bullets in their mouths, in order to make them more ready to drop into the piece, after they had charged with powder out of the horn, or bandelier: and we frequently find it stipulated in capitulations, when a garrison is to be allowed all the honours of war, that they are to march out with matches lighted, ball in the

Hist. de la mil.  
Fr. vol. ii. p.  
420, 21, 22,  
20.

Vide Puyfe-  
gur. Folard.

M. Saxe nou-  
veau projet  
d'unordre  
Francois en  
tactiq. ou la  
phalange cou-  
pée et doub-  
lée Botée etu-  
des milit. dial.  
a la fin du  
tom. 2.

Lord Orrery's  
Art of War,  
pag. 24, 25.

this century, universally difused in Europe, and the troops were armed with firelocks; to which much about the same time, the bayonet being added, pikes also were laid aside. Which latter change, whether it was for the better or not, is a point that still admits of dispute amongst the best military writers; who are divided in their opinions about it, though most of them disapprove of it.

When the use of fire-arms began to be generally established, the necessity of a great regularity and uniformity, in the manner of using these arms, became apparent: it was soon discovered, that those troops which could make the briskest fire, and sustain it longest, had a great superiority over others less expert: and likewise, that the efficacy and power of fire did not consist in random and scattering shots, made without order; but in the fire of a body of men at once, and that properly timed and directed. It was therefore necessary to exercise the troops in loading quick, and firing together by the word of command: but as the awkwardness, carelessness, and rashness, of young soldiers, (if left to themselves,) must occasion frequent accidents, and cause the loss of many of their own party, by the unskilful manner of using their fire arms, especially in the hurry of an engagement; it became a matter of indispensible necessity to teach soldiers an uniform method of performing every action that was to be done with the musket; that they might all do it in the most expeditious and safe manner. In order to effect this, it

was

---

mouth, &c. that is to say, in a complete warlike posture, ready to defend themselves, and not like vanquished men: and this expression has been continued as a common form in capitulations, till within a few years, is yet totally difused; though of no meaning according to the present forms of discipline.

was necessary to analyse and reduce the compound motion of each action, into the several simple motions that it was composed of : this made it easier to be learned and remembered ; and by teaching the soldiers to perform the simple motions in the same manner, and in the same time, making a pause between each, it rendered them exact in the performance of the whole action. This is the origin of what is called the Manual Exercise ; which, when it was once invented, (besides the real utility of it,) made troops show to such advantage, and their motions appear so regular and beautiful, that it soon was copied by other nations, and came into general use. The Spaniards were most probably the inventors of it, as they were the first who made use of muskets, and their infantry was at that time the best in Europe.

Even the French, who are so ready, upon the slightest grounds, to put in their claim for the honour of all useful inventions and improvements, acquiesce in this ; and own, that they learned the use of the musket from the Spaniards ; and that they never had any regular discipline, or exercise, till they took it from the Dutch ; whose army in Flanders was at that time the great school, where all who had a desire to attain military knowledge, went to learn it under Prince Maurice of Nassau ; who is frequently stiled, by the military writers of his time, the reviver of the discipline of the ancients ; and whose continual wars with the Spaniards, had enabled him to improve upon, and surpass his masters. He was, indeed, for many years, in almost unrivalled possession of the reputation of being the greatest commander in Europe : but was at last, in some degree eclipsed by the great Gustavus Adolphus, whose exploits were more brilliant, and successes more rapid, than those of Maurice ; who always was a cautious and prudent, rather than a bold and enterprising general.

Brantom.  
 élog. du D.  
 d'Albe & du  
 M. Strozzi.  
 Hist. mil.  
 Fran. vol. 1.  
 p. 277.

general. Gustavus was, undoubtedly, a very great master of all the branches of military knowledge, especially of tactics; in which he struck out many things entirely new, at least to the moderns. An ingenious French author has drawn a parallel between him and Epaminondas: it is indeed remarkable, that they each of them invented new methods of drawing up their armies, founded on the same principles in tactics: that they each of them appeared at the head of a people till then obscure, and of no great estimation in military affairs; which, under their conduct, attained, almost at once, to the highest degree of reputation: that they each fought two remarkable battles, against warlike nations, and veteran troops, in which they were victorious: and that each perished in the last. Indeed the Thebans, after the death of Epaminondas, soon sunk into their primitive obscurity; but the Swedes, after the loss of Gustavus, maintained their reputation for valour and discipline many years, under Kniphausen, Torstenson, Banier, Duke Bernard of Weimar, and other generals: which plainly shows, that, during the short time Gustavus lived, he had formed many excellent officers: and that, had he not been so unfortunately killed at Lutzen, he probably would have established a (6) discipline much superior to any that had been in use since the time of the Greeks

---

(6) The Swedes appear to have been the first that practised firing by two or three ranks at a time; as Hudibras has it:

When over one another's heads,  
They charge three ranks at once like Swedes.

Vide Sir Robert Monro's memoirs, Barisse's young artilleryman, &c. The firing by platoons is generally said to be a Dutch invention, though the life of Gustavus Adolphus, lately published, gives it to that monarch. We have looked into Sir Robert

Greeks and Romans. After his death, the Dutch exercise and discipline again became the (7) pattern for all Europe to follow ; and continued so till within these few years, that the amazing victories and successes of the Prussians, have excited the attention and admiration of all nations ; and put them upon endeavouring to learn and imitate that wonderful military establishment and discipline, which has enabled the great Frederick the II<sup>d</sup>, the prodigy of our age, to perform such amazing exploits, as have already, whatever may be his future destiny, given him a title to the highest rank, among the most sublime military geniuses, and greatest generals that the world has produced.

This alteration and improvement of the Prussian discipline was originally the work of his father, Frederick William king of Prussia ; whose character and actions, delineated by a masterly and impartial hand, would compose a work equally curious and entertaining. We should there behold a prince, who might

Robert Monro's book, and some others that treat expressly of military affairs, and of the Swedish discipline in particular ; and cannot find the least reason for acquiescing in that opinion, but rather the contrary. We cannot help thinking, that the author confounds Gustavus's method, of posting platoons of musketeers amongst his cavalry, with the platoon firing by battalion, which are things totally different from one another.

(7) Lewis the XIV<sup>th</sup>, in 1662, employed Mons<sup>r</sup>. Martinet to regulate and discipline his infantry, after the Dutch manner. He was first lieutenant-colonel, and afterwards colonel of the regiment *du Roi*, or the King's own regiment, which was then the pattern. He was killed at the siege of Dogsb<sup>u</sup>rg, in 1672. His name is become, among our military gentlemen, a term of siner and reproach, too often applied to such officers as shame the rest of their corps, by being more assiduous and exact in the performance of their duty, than suits with the levity of the young, or the indolence of the old ones.

might properly be called military mad, without any real military genius; scrupulously attached and bigotted to the minutest formalities, and we may say fopperies, of the regimental detail and parade; but never showing any signs of his being master of the great operations of war, or the sublime parts of military science: in short, much fitter to be a drill serjeant, or adjutant, than a king, or a general: who, though zealous in his religion, and in most instances a man of rigid virtue and strict morality; yet, from his immoderate fondness for troops, joined to the austerity and violence of his temper, acted like a meer tyrant, and governed his family, and subjects, with the stern harshness and barbarity of a Muley Ishmael (8). Indeed, the force and prevalency of an European education and manners, had so far an influence upon him, as to prevent his being as bloody: but he exerted the natural roughness, and unfeelingness of his disposition, in breaking his troops to an obedience, and severity of discipline, unheard of before in Europe; which trans-

Vide Prussian regulations for the infantry. passim, particularly part 11.

---

(8) As Peter the Great, Emperor of Russia, condemned his son to death, because he could by no means make him apply himself to any thing that was liberal, or befitting a prince; nor wean him from his attachment to the old barbarous customs and manners of the Russians: so Frederick William was very near doing the same by that prince who now makes the most brilliant figure in Europe; only because he detested guzzling beer, and smoking tobacco, the great and only pleasures of his father's court; which for elegance of manners, and taste of conversation, was just on a level with a common guard-room: and on the contrary, had a confirmed taste and attachment to literature, the sciences, and polite arts; having formed a scheme of retiring into some country, where he might have been at liberty to indulge his philosophical disposition. The strong intercession, and representations of the Emperor, and other Princes, did indeed prevent matters from being carried to that extremity; but his confidant, the unhappy Katte, who was privy to his designs, suffered death; being beheaded under his window, and he obliged to be a spectator of the cruel fate of his friend.

formed men into meer machines, moved and actuated solely by the will and command of their officers ; and which a man, of a milder and more humane turn, could not have attempted to have established : a slave in Turkey being in a state of much less constraint, and servile subordination, than that of his soldiers, or even of his officers. His passion for tall men was extravagant, beyond belief ; and, to recruit his great useless regiment of giants, he spared no expence, although covetous to excess, in his own disposition ; nor in order to inveigle, or even kidnap a tall man, did his officers stick at fraud, perfidy, or the grossest violations of the laws of society, and of nations ; which he always connived at, and oftentimes avowed.

Prussian regulations, chap. 5. art. 3. chap. 6. art. 4.

His whole country was one great garrison ; every man that was handsome, and had a fine person, was compelled to serve ; even children were enlisted from their birth, and their parents were accountable for them to the regiment to which they were allotted : in short, every thing was made subservient to the military extravagance of the monarch, without the least regard to justice, or humanity. But as his troops were to him meerly what dolls are to children, or ornamental china to the ladies ; not for use, but amusement or parade ; and his whole pleasure and employment was the adjusting their dress and accoutrements, (which he would do with his own hands) and the exercising and reviewing them ; he never chose to expose them to the dangers or fatigues of war : perhaps, indeed, in some measure, for fear they should all desert (9). All this

---

(9) He had often disputes and quarrels with his neighbours ; many of which were, on account of the outrages committed by his recruiters, who seized tall men by force, wherever they could

## I N T R O D U C T I O N.

this added to the particularity, and even finicalness of their dress and appearance (10), caused them, in his life time, to be looked upon as meer puppets, fit only for show, which could be of no use, or service, in real action ; and they, and their discipline, were in  
 general

find them ; in which, he did little more than bully : publishing letters, manifestoes, and rescripts, reviewing his troops, drawing out his artillery, and making a great parade of his preparations for war, without ever coming to action : not even in the affair of the cruel persecution of the Protestants at Thorn, in Poland : which, one would have imagined, must have irritated beyond all measure, a Prince like him ; (who, besides the natural violence of his temper, was quite a zealot in his religion ; ) and have engaged him to pursue immediately the most vigorous measures, for obtaining a signal satisfaction, and redressing the wrongs of his persecuted brethren : especially as he did not want power to force the Poles to submit to any terms, that he would have imposed on them ; the king of England, George the first, as Elector of Hanover, and the prince of Hesse, having offered to join him with considerable forces for that purpose.

(10) Frederick William, besides his passion for tall men, had a very great fondness for broad faces : in order, therefore, that his soldiers might appear to the utmost advantage, in those two points, and not without a view to oeconomy ; he caused their coats to be made so very short, that they barely reached half-way down their thighs, and so scanty in the body and sleeves, that they could scarce put them on : their breeches reached scarcely down to their knees ; and their hats were so small, as hardly to cover their heads ; so that they were forced to have a contrivance to pin them on, for fear of their falling off when they were exercising. Their hair was all queued back, and powdered, with only one or two small curls on each side of the face ; to this was added square toed shoes, with high heels ; a long sword, with a broad blade, worn very high upon the hip ; and white gaiters, which, as well as the waistcoat and breeches, (that were generally white also,) were continually chalked to keep them clean ; for the least speck of dirt on any of them was punished with the utmost severity. This appeared the more extraordinary, as, at that time, the prevailing fashion of dress was every-where totally different : and being added to a sort of uprightness, and stiffness in their air and motions, that was peculiar to themselves, made them really have very much the appearance of puppets.



## INTRODUCTION.

xvii.

general the subject of ridicule, amongst the military men of other nations. But, when Frederick the II. succeeded to the crown of Prussia, his penetrating genius quickly distinguished and retrenched all that was trifling, and useless, from what was of real utility: and sensible of the advantages, which that strictness of discipline, and exact obedience, to which his troops were broken and habituated, gave him; he did not fear attacking, with his then raw and unexperienced forces, the rough old warriors of the house of Austria; and soon convinced them, at the battles of Molwitz, Freyberg, and on many other occasions, that what is absurd and contemptible, in the hands of a little genius, becomes great and formidable, in those of a prince of sublime understanding, and superior talents. And as the author of the memoirs of the house of Brandenburg (who is generally supposed to be the king himself,) observes, that, though the eager desire of the elector Frederick the III. for the title of king, and the extraordinary pains which he took to get it conferred upon him by the emperor, were in him only the effect of his violent fondness for state and pre-eminence, and proceeded merely from a puerile and ridiculous vanity; yet, that the acquisition of the royalty has been, in process of time, of the greatest advantage to the house of Brandenburg, by exciting and enabling it to throw off the dependence and subjection, in which it was to the house of Austria: so we may add, that the extravagant passion of Frederick William for troops, and for all kind of military discipline and parade; and the excess he carried it to, though it deservedly exposed him to contempt and ridicule, did, in a great measure, lay the foundation for the glorious victories and immortal fame of his son. The excellency of the discipline of the Prussians cannot be better

Traité des légions du M. de Saxe ouvrage posthum, le Haye 1753. p. 3.

better proved, than by this, that, though sometimes repulsed and defeated, they never have been routed, nor put to flight: whereas their adversaries, whenever they have lost a battle against them, have been beaten most completely, with the loss of cannon, ammunition, and baggage, numbers of prisoners taken, and all the marks of a total defeat (11). But it is not our business here to expatiate upon the excellency and superiority of the Prussian military establishment and discipline: our intent being now to treat, chiefly, of the manual exercise; in which also Frederick William made great alterations and improvements: not only with respect to elegance, but likewise to use. In order to judge of which, it is necessary to take a view of the old manual exercise; and to recal to mind, what we have before observed, that formerly they used large and heavy muskets, with matchlocks; and carried the powder in leather cases, or bandeliers, which hung by a shoulder-belt, all down the breast of the soldier; holding the match lighted at both ends, between the finger of the left-hand. This rendered it absolutely necessary to extend the arms, and keep the piece at a distance from the body, for fear of any accidents of firing their own charges, which sometimes happened; and, as their muskets were very heavy, they were forced into violent

Puysegur art.  
de la guerre  
part. 1. chap.  
7. art. 2. chap.  
7.  
Lord Orrery's  
art of war,  
pag. 31.

---

(11) Xenophon, in his treatise of the Lacedemonian commonwealth, (after speaking highly of their military skill and discipline,) says, that what he had already mentioned, was easy to comprehend; but that how the Spartans should be able, even after being put in disorder, still to maintain the fight against an enemy, was not easily to be understood, but by those who had been trained up under the laws of Lycurgus. This is so applicable to the Prussians (who may be called the Spartans of our days,) that we could not forbear taking notice of it.

lent and constrained attitudes, in order to be able to exert their strength, and perform the motions: for this reason, they could not exercise but in open order, with the interval of three feet between each soldier. But when matchlocks were laid aside, and the troops armed with firelocks, which were much lighter; these wide motions became unnecessary; and it was the more absurd to retain them, because, in action it is necessary to be in close order; and consequently the motions which the soldier was taught to perform in the manual exercise, became impracticable, at least in a great measure, in real service. Many likewise of the motions were quite useless, serving only for parade and show; and most of the actions were performed in a round-about way: whereas the use and intent of the manual exercise being to teach the soldier, how to execute in the best and most expeditious manner, all that is necessary to be done with the firelock; there cannot be too much attention given, to go the shortest way to work: and to do every action, with as few motions as possible; and that more particularly, in the firing and loading part; in which the old exercise was remarkably tedious, and full of useless motions and attitudes. However, such is the attachment, which men have for old customs, and for what they have been long used to, although the reasons for them subsist no longer, and they are become absurd and ridiculous; that it is not till within a very few years, that this old exercise has been laid aside in England, and other nations: and even then, against the opinion of many old officers; who insisted upon it, that those constrained attitudes, and forced motions, (which now that our eyes begin to be disused to them,) would appear grotesque and caricatures, were graceful, stately, and shewed a fine exertion of strength.

Puysegur  
ibid.

Puysegur  
prem. part.  
chap. 2. art. 4.

The

## I N T R O D U C T I O N .

The late King of Prussia then, was the first who altered the motions of the manual exercise, causing them to be performed close to the body : by this alteration, his troops could go through all the exercise, with their files in close order, in the same manner, as in real action ; and their motions being done with great quickness and life, allowing good time between each, and with the greatest harmony and uniformity imaginable ; a whole battalion appeared as one body, moved by a spring, which had a surprizingly fine effect. But the part of the exercise that he most improved, was the firing and loading ; which he greatly shortened, retrenching or changing all such motions, as were not absolutely necessary, and, at the same time, the shortest and quickest possible. He also introduced the use of iron ramrods, fastened from falling out, by a spring in the tail-pipe ; which, not being liable to be broken, by their weights rendered the ramming down the charge much easier, and more certain. By these means, he taught his troops to fire with a quickness, that no one could have conceived possible to be attained to ; not less than five or six times in a minute. He likewise improved their method of marching, bringing it, as it were, to a musical time and cadence ; by which he enabled them to perform their wheelings, and evolutions, with a celerity and accuracy, that was till then unknown. In short, as his whole life was spent in this sort of study, (which was indeed the only one that he encouraged, or even countenanced ; ) and the thoughts and conversation of his court and officers, turned on nothing else ; and every body who could hint at any new improvement, either for use, or elegance, was sure of making his court agreeably to the monarch ; it is no wonder, that he succeeded so well, and that the Prussian exercise is so much admired.

Traité des le-  
gions du M.  
de Saxe. p. 91.

as

as to have been, in some measure, copied by most nations; though almost every one has added to, or altered it in some points. We must be less surprized at this: when we consider, that the first composer of it had nothing so much at heart, as to make his troops show to advantage, and make a figure on a parade; and therefore often attended more to the brilliant effect of a motion, though difficult, than to ease and shortness: and indeed there are many parts of the Prussian exercise, (such as, for instance, the planting the feet strong whenever they move them;) which, if not performed with that perfect unity, and exactness of time, that the Prussians observe, and which no other troops perhaps in the world ever yet attained to, have a very bad effect, and are deformities rather than beauties. For this reason, every Nation has composed an exercise of its own; taken in some measure from that of the Prussians, but varied and altered, according to the different opinions and judgment of those officers, who have had the direction of it in each country. The King of France, some years ago, caused several of his principal officers to compose every one an exercise, and to teach it to a detachment of his troops, allotted to each for that purpose; and the late Marechal Saxe was commissioned to review the several detachments, and to give his opinion, which deserved the preference: he seems to have given it to that, which was most like the Prussian: but whether any one in particular was chosen, or a new one composed out of all of them, does not appear; for there are two ordinances of the King, one of 1750, the other of 1755, directing the manner of exercising, with explanations; which are very different from one another, and neither of them much like the Prussian. We also in England, about 1757, had a new manual exercise,

Traité des le-  
gions du M.  
de Saxe. pag.  
89.

Espagnac essai  
su, la science  
de la guerre,  
tom. 2. p. 71.  
& tom. 4. p.  
377.

PART I.

E

introduced

## I N T R O D U C T I O N ,

introduced among the troops ; which is now generally followed, and called Prussian ; but resembles it, only in the closeness of the motions, and in the firing and loading part being shortened, and rendered capable of being performed much quicker, than in the old exercise. We mention this, in order to observe, that since neither in the affair of exercise, no more than in most others, men will unite in opinion; and determine generally which way is the best ; and our officers, as well as those of other nations, have thought fit to make alterations, and vary from the Prussian exercise, which, for many reasons beforementioned, one would imagine ought naturally to have been the most perfect ; we also have the same right to deviate from the present exercise of our regular troops ; if it shall appear (as we flatter ourselves it will do,) that we have, without omitting any thing essential or useful, considerably abridged it, and rendered it easier to be learned and performed : which, in an exercise designed for the militia, is a point of great importance ; as we have to teach it to men who are in general incapable of much attention, entirely unused to arms, awkward, many of them grown stiff with age and hard labour, and but a very few days in a year allowed us for that purpose.

Botée, a French officer, who is generally esteemed a good author, has, in his *Etudes Militaires*, given some general rules with respect to the composition of an exercise ; which are so very plain and rational, that we think it will not be improper to insert them here, as being the best that we have met with, and to which we have endeavoured to conform.

Rule 1st. An exercise ought to teach the soldier how to use his arms, upon any occasion whatever, with grace, quickness, and uniformity.

2d. It

2d. It ought therefore to include not only every action necessary to be performed in a day of battle, but also all such as may be useful on any other occasion or duty.

3d. All useless motions, and needless repetitions of such as are useful, ought to be retrenched, without any regard to show; as also all motions which are either tedious, or attended with inconvenience or danger in the performance.

4th. The origin of the several parts of the exercise is not to be considered, but only the being useful or not (12).

5th. Each complete action ought to have its particular word of command.

6th. Each word of command ought to be executed in one or more motions, which should be capable of being performed in equal time, and clearly distinguished in the explanation and in the performance.

7th. When an action is too much compounded to be capable of being performed in four or five motions only, it ought to be divided into two or more words of command; not to over burthen the memory and attention of the soldier, which generally is but very moderate. Vide the note on explanation 11. of the manual exercise.

These are the rules given by Botié; to which we shall add a few more, which are indeed only corollaries from the preceding.

1st. To go the shortest way to work, and with the fewest motions possible, in the performance of every action.

2d. When

(12) He means here, that we are not to be guided by authority, and retain parts that are useless, only because some good officers may have approved and used them, in the exercises which they have adopted.

2d. When different actions can be performed by similar motions, to make use of such as much as possible consistently with the observation of other rules; that the men may have the fewer different motions to learn, and because it adds greatly to the elegance and uniformity of the whole exercise.

Vide manual exercise, expl. 9. 10. and 12. 49. and 50. and notes.

Vide note on the manual exercise, expl. 11.

3d. As every complete action ought to have its particular word of command, so every word of command ought to imply a complete action.

4th. If an action, though compounded, be so very easy as to be capable of being performed in the time of one motion; in that case, it is best to make only one of it, and not to analyse and divide it into many; which only fatigue the memory, and are apt to cause the men to perform them inaccurately, and in a slovenly manner, because they do not find any necessity or reason for making any stop; which, when the action is compounded enough to become difficult, they readily do of themselves.

The exercise of the officers is, we believe, totally new, and different from any that has been hitherto composed. As we have substituted in the manual exercise the carrying the firelock on the right arm, to the old manner of carrying them on the left arm, we have done the same with regard to the manner of the officers carrying their fusce; and we cannot help flatter ourselves, that the exercise of the officers will be found easy and graceful. The arming the officers with fusces, instead of espontons; may not perhaps be approved of by some, who with great reason think the esponton an excellent arm for an officer, whose business is not to fire himself, but to attend to the keeping the men in order, and to make them reserve their fire till the word of command, and to level their pieces well when they present,



fact. But, whatever force this reasoning may have with respect to a day of battle, it must be considered, that, in all probability, if at any time the militia should be called out into actual service, the greatest part of their duty would consist in efforts, detachments, parties for discovery, or to harass the enemy, and such kind of service, which would render the fuzee a weapon much more eligible for the officers than the esponton; and perhaps it might not be judged improper to arm the sergeants with the firelock and bayonet, instead of the halberd, on such occasions.

Vide Fuzee-  
gun art. de la  
guerre pr.  
par. cap. II.  
art. 4.

We do not doubt but we shall have many critics; such of them as examine our exercise, only with a view of correcting real defects, and offering improvements, we esteem and honour; and shall be glad of being taught something better, shorter, or more elegant, than what we have been able to hit off. But we are apprehensive that there may be some, who will, without examination, condemn and despise our performance; because it is not the work of some old soldier; and look on it as a sort of sacrilegious touching the altar, for us to offer our sentiments, and propose alterations, in a matter that is not of our competency. In answer to this we can only say, that we have endeavoured, by reading the best authors, and by a careful examination of all the exercises, both ancient and modern, that we could come at, to find out and ascertain, what actions were by the best judges esteemed necessary for soldiers to perform with the firelock and bayonet; and such as have been generally adopted, and used by most nations. The feelings that point might, perhaps, require some degree of military knowledge; but yet, not a greater than may be acquired by observation and study, and often seeing troops exercise: but when once it is deter-

## I N T R O D U C T I O N .

determined what actions are to be performed ; the method of doing them, in a graceful, easy, and quick manner, ceases to be a part of knowledge peculiarly military : and any man, who has accustomed himself to use fire-arms, though only in sporting, may, by a little consideration and attention to the first principles and foundation of exercise, become capable of judging, which is the shortest and readiest manner of performing all the requisite actions : and if he is a master of the genteel exercises, particularly that of fencing, he will be a much better judge of the propriety of any motion or attitude, (whether with regard to ease and grace, or its use in offence or defence,) than the generality of the old military gentlemen ; who, from being long habituated to certain motions and positions, which they have for many years been taught to consider as essential parts of the exercise ; cannot easily bring their eyes or minds to judge impartially when any thing new is proposed : nor can they find that facility in the practice of new motions, however simple and easy they may be, as they do in that of much more complicated ones, which long habit and practice have rendered familiar, and, as it were, natural to them. Whereas, younger men, who are not attached to any one method in particular, have their eyes and minds quite unprejudiced ; and, by the activity of their body, and suppleness of their joints, are capable of trying, with ease, all the various motions and attitudes that are to be met with in the different exercises, and of comparing them one with another ; in order to select such as are readiest, easiest, and most graceful, for the performance of the several actions required to be done.

We have now given a sketch of the origin, successive changes, and general use of the manual exercise, and of the principles on which it is founded :  
and,

and, though we have already much exceeded the usual length of a preface, we hope that our readers will excuse us; the subject being so copious, that we were much more embarrassed what to reject and omit, without being deficient in our plan, than at a loss to find more matter that would have been both curious and instructive. We were also willing to say enough to guard against an error, which some gentlemen have fallen into, who imagine, that all the military exercise is a meer matter of show and parade, and of little or no use in action; while others, on the contrary, lay too much stress upon it: and even some military men are apt to think, when they have made themselves masters of the exercise, and the common detail of regimental duty, that they are become complete officers, and cease all farther study and application. *Traité des legions.* But though, as Marechal Saxe observes, the exercise of troops is a very essential point, and the perfect knowledge of it is the first foundation for making good soldiers and officers; yet we must beg leave to tell them, that they are then barely got through their grammar, and have learned only the very first rudiments of military knowledge; being but just enabled to look forward, and to attempt entering into the vast and unbounded field of military science, and the grand operations of war; in which the greatest natural genius, accompanied with the most intense application and study, will find still, to the end of his life, something yet left for him to learn and improve in: there being as wide a difference between their knowledge, and that of a Hannibal, a Scipio, a Turenne, a Marlborough, or a Frederick the II<sup>d</sup> of Prussia, as between the mathematical knowledge of a common land surveyor, and that of a Newton, a Mac Laurin, or a Stanhope.

What

## I N T R O D U C T I O N .

What we have been saying of the extensiveness of military science, and the difficulty of attaining to a high degree of perfection in it; ought not, however, to discourage country gentlemen from applying themselves to the knowledge of military affairs, and serving as officers in the militia. Military science, and the military art (13), are things very different and distinct from one another. The former comprehends the great operations of war, and the business of a general or commander in chief; in which there is infinite variety, and room for genius and invention to exert themselves. The latter consists in the knowledge of the subaltern parts; such as the exercise, the evolutions, and the general established discipline and detail of service, which admit of little variation, and are founded on certain fixed and permanent rules and principles, that are far from being difficult either to be comprehended or remembered. And we will venture to assert, that so much military knowledge, as is sufficient to enable a gentleman to go through the common course of duty, and be what is called a good battalion officer, (which is all that is required of the militia officers, who are never to command in chief,) may be acquired by any man of a tolerable understanding, who will bestow a little pains and

---

(13) We are conscious, that, in using the word Science and Art of War, in the sense in which the French writers do Science & *Métier de la guerre*, we lay ourselves open to criticism, as giving them a vague, and not strictly proper signification. We should not have ventured doing it, in a philosophical work, where the greatest accuracy and precision are required, both in the reasoning and in the use of terms. But in this, which is intended only as a sketch, and rather to give a few hints of what might be said upon the subject, than as a complete work, we hope that we may be indulged in it, especially as we fully explain our meaning in the subsequent lines.

# INTRODUCTION.

xxix

and application upon it, in half a year, as well as in half a century; notwithstanding the great mystery some military pedants would make of it: for pedants there are of all professions; and most commonly they are such, as having very little real and solid knowledge, want to pass for persons of great ability and importance. These gentlemen affect, in a supercilious, dogmatical manner, on all occasions to cry down and vilify the militia; representing it as an impossibility ever to discipline and render it useful: and, having themselves grovelled on for years in the routine of the service, without ever attaining to a greater degree of military knowledge than would constitute a tolerable sergeant; endeavour, by ridicule and all manner of absurd arguments, to discourage the country gentlemen from acting as militia officers, and entering upon the study or military affairs; representing it as infinitely difficult, and persuading them, that an apprenticeship of many years in the service is absolutely necessary, to be able to make the least proficiency, or even comprehend the first rudiments of it: resembling, in that, the illiterate ignorant monks, at the time of the revival of learning in Europe; who discouraged it to the utmost of their power, and even persecuted the first restorers of true taste and polite literature: being conscious, that, if knowledge and learning were generally diffused, their own want of it would be detected and exposed, and they should lose that authority and respect, which they had so long enjoyed in ease and plenty, accompanied with profound ignorance and dulness.

We therefore scruple saying this, as we can at the same time with the greatest satisfaction acknowledge, that there are many of our military gentlemen, and some of them of high rank, who study the sublime branches of their profession with genius and application;

PART I. F and,

## I N T R O D U C T I O N .

and, by qualifying themselves for the highest commands, aim at doing their country service, and themselves honour ; who are far from being desirous of keeping military knowledge as a secret, confined to a particular body of men ; being sensible, that the more it is diffused, the more judges there will be, capable of doing justice to their superior merit and abilities. These gentlemen we have the happiness of reckoning amongst the friends and well-wishers to a militia : who have all along zealously promoted the establishment of it, and do not scruple publicly to declare it as their opinion, that it would be of infinite service on any emergency, if properly disciplined : and that it certainly might be so, if the gentlemen of the country would perform their parts as officers, with alertness and diligence : for, on that, the very existence of a militia must depend.

We are sensible, that most of the readers of this book, will be persons whose pursuits and studies have led them to the attainment of a very different kind of knowledge from that which we now treat of ; and that perhaps this is the only book of the sort, into which they have ever looked. It is indeed for such that we particularly write: the intent of this work being to facilitate to the country gentlemen, as much as we possibly can, the performance of their duty, as officers of the militia. Our case therefore is vastly different from what it would be, if we were writing for those, who having been in some degree conversant with military affairs, have already got a general notion of the exercise and evolutions ; with such, a very few words would be fully sufficient, to recall to their minds what they have once seen practised, to make them comprehend the manner of executing it, and understand any variations that are proposed to be made in the performance. But in gentle-

gentlemen who have never considered these affairs, nor looked at troops or their manœuvres, with any degree of observation or attention, we must excite ideas entirely new; and, being obliged to make use of a language and terms to which they have not been accustomed, must explain the easiest and most trifling parts and circumstances, with as much care and accuracy, as those of the greatest difficulty and importance: the more so, as we have to instruct them, not only in the several parts of the exercise, so as to be able to perform them themselves; but likewise in the methods of communicating that knowledge, when they have attained it, to others who are quite raw and ignorant, in those matters.

For this reason, in the following pages, we shall do our utmost endeavours to be as clear and explicit as possible, in all our directions and explanations; sacrificing elegance of expression, to plainness and perspicuity; and we had rather be censured for being diffuse, and full of repetitions and tautology, than omit the least circumstance, that may be necessary or useful to be known and explained. In order to render that part of our work still more intelligible, we have added prints (engraved after drawings taken from the life, with the greatest accuracy,) of all the principal motions of the manual exercise; and also plans of the various methods of wheeling, marching, and forming, either separate companies, or the whole battalion: and though perhaps those who have already some skill in military matters, may laugh at us for this, and think, that we descend into details too trifling and minute, explaining things which every one must be supposed to know; our unlearned readers will we believe thank us for it: for we cannot help being of opinion, that it would be much for the benefit of all scholars, if matters would recall to mind

## I N T R O D U C T I O N .

(as we have endeavoured to do,) the time of their own ignorance, and their first beginning to learn the rudiments of whatever art, or science, they profess teaching; and recollect, what were the difficulties, which they had to encounter, and what most stopped them in their progress. They would then perceive; much more clearly and distinctly, in what manner to assist their scholars, and how to remove and explain whatever is most likely to puzzle and perplex them.

We cannot deny ourselves here the pleasure of doing justice to the corps of militia officers of this county, to which we have the honour to belong; and declaring, that the spirit and zeal which they show, and the pains that they take, to learn the exercise, and other parts of their duty, are very extraordinary, and do them great honour; causing us to entertain the most sanguine hopes, that we shall be inferior, in order and discipline, to no other county in the kingdom: though we sincerely wish, that we may have many rivals; and that we may both feel in ourselves, and excite in others, that noble spirit of emulation, which is productive of the greatest effects. This we can assure the country gentlemen, that much less time and application, than many of them bestow upon their sports and trifling amusements, will, if applied to military affairs, enable them to become excellent militia officers; sufficiently qualified to do good service, in the defence of their laws, liberties, and country, if ever the should be attacked or invaded.

T H E



**P A R T I.**

**C O N T A I N I N G**

**T H E**

**Manual Exercife, with Explanations.**

**T H E**

**Officers Exercife, and Manner of Saluting,**

**A N D T H E**

**Halberd Exercife.**



# Words of Command for the

# MANUAL EXERCISE.

No.	Take Care.	Motions.	No.	Motions.
1	Rest	— — —	27	Present. — — —
2	Order	— — —	28	Fire. — — —
3	Ground	— — —	29	Shoulder. — — —
4	Take up	— — —	30	As Center rank, make
5	Rest	} your Firelocks.	31	ready. — — —
6	Shoulder		32	Present. — — —
7	Club	— — —	33	Fire. — — —
8	Shoulder	— — —	34	Shoulder. — — —
9	Secure	— — —	35	As Rear Rank, make ready.
10	Shoulder	— — —	36	Present. — — —
11	Fix your Bayonets.	— — —	37	Fire. — — —
12	Shoulder.	— — —	38	Shoulder. — — —
13	Carry your Firelocks on your right Arms.	— — —	39	Rear Ranks, close to the Front, March. — — —
14	Shoulder. — — —	— — —	40	Make ready. — — —
15	Present your Arms.	— — —	41	Present. — — —
16	Face to the Right.	— — —	42	Fire. — — —
17	To the Right.	— — —	43	Charge your Bayonets. — — —
18	To the Right about.	— — —	44	Recover your Arms. — — —
19	Face to the Left.	— — —	45	Rear Ranks, take your former Distance. — — —
20	To the Left.	— — —	46	March. — — —
21	To the Left about.	— — —	47	Halt, Front. — — —
22	Charge your Bayonets.	— — —	48	Shut your Pans. — — —
23	Recover your Arms.	— — —	49	Shoulder. — — —
24	Prime and Load.	— — —	50	Return your Bayonets. — — —
25	Shoulder.	— — —		Shoulder. — — —
26	As Front Rank, make ready.	— — —		

Words  
of  
Comd.

Take  
Care to  
perform  
the Manu-  
al Exer-  
cise !

No. of Motions.

I.

T H E  
M A N U A L E X E R C I S E .

**E**VERY soldier must give the greatest Plate 2.  
attention to the words of command, remaining perfectly silent and steady, not making the least motion with head, body, feet, or hands, but such as shall be ordered. The heels at this time are to be in a line not more than 4 inches asunder, the toes moderately turned out, shoulders square to the front, and kept back ; the body upright, the breast pressed forwards, the belly drawn in, but without bending ; the right hand hanging down on the right side, the back of the hand to the front ; the firelock carried on the left shoulder, the barrel outwards, the butt in the left hand, two fingers being under it, the middle finger just upon the turn or swell of the butt, and the fore finger and thumb above it ; the piece almost upright, the butt flat against the outside of the hip-bone, the lock a little turned up, the guard being just below the left breast, and the piece pressed to the body ; the head held up and turned a little to the right, except the right-hand man, who looks full to the major or exercising officer. Great care must be taken not to begin a motion, till the word of command or signal on the drum be ended ; and then to perform it as quick, and with as much life as possible ; and to be very exact in counting a second of time, or one, two, slowly, between each motion ; and the major or exercising officer is to take the  
space

# The MANUAL EXERCISE. 3

Words  
of  
Comd.

No. of M.

I.  
Rest your  
Firelock!  
= Motions

- space of two seconds, between the end of each motion and his giving the word of command or signal for another; and this the men are likewise to observe, when they exercise by one word of command only (1).
- 1 Join your right hand, by seizing the fire-<sup>Plate 3.</sup> lock just below the lock, at the same time turning it with your left hand, so that the lock may be outwards, or towards the front; the piece being almost right up and down, not stirring it from your shoulder, only throwing out the left elbow a little.
  - 2 Bring the firelock over-against your right <sup>Pl. 4. & 5.</sup> breast, turning the barrel inwards; the cock about a hand's-breadth above the waist-belt; the butt opposite to the right thigh, your left hand just above the feather-spring, the right hand below the lock, holding the piece slightly, the fingers outwards behind the guard, the thumb inwards; the firelock close to the body, and nearly upright; the right elbow thrown a little out, the knees

(1) Standing shouldered, is the first position of a foldier under arms; it being the most graceful and easy manner of carrying a firelock, either standing or marching, and that, from which all the other actions are to be performed with the greatest facility and grace. According to the old exercises, in this position the left hand was placed upon the butt, instead of under it, which is the Prussian manner of carrying arms, and is now generally adopted; the reason for it was, that formerly the pikes only, were formed in close order to charge, the musketeers being in open order; and, as the muskets were very heavy, they carried them almost horizontally upon the shoulder, keeping the butt down with the left hand, which was a very easy and convenient manner of doing it; but when bayonets were substituted to pikes, and the whole was obliged to be in close order for action, it was necessary that the arms should be carried very

PART I.

G

ap-

Words  
of  
Comd.  
II  
Order  
your  
Firelock!  
2 Motions

No. M.

knees straight, and body presented well to the front (2).

- 1 Incline the muzzle of your firelock a Plate 6. little to the right, sinking it with your left hand as low as you can without constraint, and seize it at the same time with your right hand, close to the muzzle, keeping the right thumb up.
- 2 Drop the butt of the firelock on the Plate 7. ground, just on the outside of your right toe,

upright, to prevent clashing and interfering one with another; and then the left hand upon the butt was found not only an uneasy position, but the men scarce ever carried their arms upright and even; which they do with great ease in this new manner.

(2) The rest, is the position of a soldier prepared for immediate action; their being only the motion of cocking to be done, in order to make ready. In the old musket exercise, the musket was then placed on the rest, ready to present and fire from thence; and the same word of command is still continued, *Rest* your firelock! though rests are no longer used. This position, has, by universal agreement, been always esteemed an attitude of military compliment; arising perhaps from the old custom of the soldiers receiving persons of distinction, to whom they would do honour, with irregular salvo's of their muskets, like a *Feu de joye*, or running fire; which they also practised at reviews and on all occasions of parade\*.

We must observe here, that the army performs this action, in three motions: we have reduced it to two, as we could see no reason why any distinction should be made between a rest and a recover; nor any use or grace in the turning on the heels a half face to the right, at the third motion: and to those who defend any additional useless motions, by saying that they serve to set off and show the men more to advantage, we answer; that there are certain parts of the exercise, which are most essential, and of the greatest importance in real service, such as the marching, wheeling, and the firings, that cannot be too much practised; nor too much assiduity used, to bring the

\* *Brantome vies des mest. de Camp. catbol. disc. 89. Art. 3 & 11. ed. t. de la Haye 1740. vol. 10. Page 71 & 157. Vie du Marechal de Villeville liv. 3. chap. 10.*

Words  
of  
Comd.

No. of Motions

III.  
Ground  
your  
Firelock !  
Motions

toe, the barrel behind, and the lock to the right ; holding it as before by the muzzle with the right hand, and quitting the left hand ; the right arm hanging from the hand to the elbow close by the side of the firelock, the left hand hanging by the left side, both shoulders square to the front (3).

1 Turn the firelock on the butt, so that the lock may be behind, and the barrel towards you, and step immediately with the left foot directly forward a moderate pace, slipping your right hand down almost to the swell at the tail-pipe, and bending your right knee even with the lock, lay the piece

men to perform them with the greatest quickness and accuracy imaginable ; to do which to perfection, will afford full employment for both officers and soldiers, even of the regulars, let them be ever so diligent, or take ever so much pains ; and therefore every thing that renders the less important parts of the exercise more complicated, and difficult to be performed, must be wrong ; as it takes up so much more of the soldiers time and attention, which may be employed to greater advantage. The army also perform most of their words of command from the position of the rest ; which we think in many instances is going round about ; as for example, in order to club from being shouldered, they must first rest, which is three motions, and then club, which is three more : in the same manner, to shoulder again, they first come to a rest, in three motions, and then shoulder in two : besides, in their way of coming to a rest, the men must be halted ; whereas there is not one of our words of command, except the 2d, 3d, and 4th, but may be performed marching as well as standing.

(3) The ordering, is an easy and graceful attitude for a soldier to repose himself, leaning on his piece ; which he is then ready (if commanded,) to ground.

We have retrenched the resting on their arms, as have likewise the Prussians and French ; since the ordering answers the purpose full as well, and is a more graceful attitude ; the soldier presenting his whole body better, and standing more upright ; his shoulders being necessarily drawn back, by the position he stands in.

Words of Comd.

No. M.

piece down on the ground, in a straight line to the front, the lock upwards, your left hand upon your knee, and looking up.

Raise up your body, quitting the firelock, and bring back your left foot to the former position, letting your hands hang by your sides.

IV. Take up your Firelock! 2 Motions

1 Step forward, bending the knee, and Pl. 8 & 9. seizing the firelock above the swell, in the position of the first motion of the former explanation.

2 Raise up yourself and firelock, slipping Plate 7. your right hand up to the muzzle, and turning the barrel behind; you will then be in the position of ordering, as in explanation the 2d (4).

V. Rest your Firelock! 2 Motions

1 Raise the firelock with your right hand, Plate 6. bringing it up as high as your eyes, and seize it with the left just above the feather-spring. You will then be in the position of explanation 2d, motion the 1st.

2 Come to a rest, as in explanation 1st, Plate 4. motion 2d.

VI. Shoulder your Firelock! 2 Motions

1 Quit your left hand, and with your right Plate 10. hand bring the firelock directly opposite to your left shoulder, turning the barrel outwards, and meet it with your left hand under the butt, placing the two last fingers under it, the middle finger just upon the swell

(4) The grounding and taking up the firelock, are actions the use of which is evident. We have reduced each to two motions; the 1st and 4th, in the exercise of the army, being merely for show, and of no use.



# E X E R C I S E .

Words  
of  
Comd.

No. of M.

swell of the butt, and the thumb and fore-finger above it, holding it upright at about a hand's-breadth from the shoulder, your right thumb up, the left hand at about two inches from your hip-bone.

2 Give the firelock 2, throw against your Plate 2. left shoulder with your left hand, bringing the hand against the hip briskly, and throw your right hand down by your right side, turning the back of it to the front (5).

VII.  
Clab your  
Firelock!  
3 Motions

1 Seize the piece with your right hand on Plate 11. the inside, at the height of your chin, turning the thumb downwards, and the back of the hand towards you, raising it perpendicular from your shoulder.

2 Turn the piece briskly with your right Plate 12. hand, bringing the butt uppermost, and the lock outwards to the front, keeping your right hand at the same height of your chin, and seize with your left hand about an inch from the end of the stock, holding it perpendicular, over-against your left shoulder, and about six inches from it.

3 With your left hand bring the piece Plate 13. briskly against your shoulder, and throw your right hand down by your right side, turning the back of it to the front (6).

Seize!

(5) Rest your firelock! and shoulder! Both these might be done by one word of command, in 4 motions; but as they are distinct actions, we have made two of them. We always begin every action from a shoulder, and return to that again, it being the primary position.

(6) As the position of being shouldered, though easy and graceful, becomes tiresome if long continued; when the men are to march

VIII.  
Shoulder!  
3 Motions

- 1 Seize the piece at the swell of the tail-pipe with your right hand, the thumb turned downwards, as in the 1st motion of explanation 7th, bringing it-off from your shoulder perpendicular. Plate 14.
- 2 Turn the muzzle upwards, and place your left hand under the butt, as in explanation the 6th, motion 1st, taking care to bring the barrel outwards towards the front, and holding it perpendicular over-against your shoulder, and about six inches from it. Plate 15.
- 3 Bring it on your shoulder, as in explanation the 6th, motion 2d. Plate 2.

IX.  
Secure  
your  
Firelock!  
3 Motions

- 1 Seize your firelock with your right hand below the lock, raising it about a hand's-breadth from the shoulder, not turning it, but keeping the barrel outwards. Plate 16.
- 2 Throw up your left hand, and seize the firelock at the swell below the tail-pipe, keeping your left thumb up, and your arm close along the outside of the firelock. Plate 17.
- 3 Throw down your left hand briskly along with the firelock, bringing the lock under your left arm, the barrel downwards, your left wrist at the height of your waist-belt, the muzzle in a straight line to the front within a foot of the ground, and throw your Plate 18.

march to a considerable distance, or are dismissed, they are ordered to club: they then are supposed free from constraint, and may carry their arms in the manner they find most convenient; carrying a piece clubbed being one of the easiest manners of doing it. We think that the ease and shortness of our method of clubbing, from the shoulder, which may be done marching, must strike every body with the difference between it, and the manner in which it is performed by the regular troops.

Words  
of  
X. Comd.  
Shoulder!  
3 Motions

XI.  
Fix your  
Bayonet!  
3 Motions

- |        |   |
|--------|---|
| No. M. | <p>1 your right hand down by your side, turning the back of it to the front (7).</p> <p>1 Raise your firelock with your left hand, Plate 17. seizing it with your right hand behind the lock, as in the second motion of the former explanation.</p> <p>2 Quit the firelock with your left hand, Plate 10. bringing it under the butt, as in the 1st motion of explanation 6th.</p> <p>3 As in the 2d motion of explanation 6th. Plate 2.</p> <p>1 } As in the 1st and 2d motions of ex- Pl. 16 &amp;<br/>2 } planation 9th. 17.<br/>3 Sink the piece in your left hand on the Pl. 19 &amp;<br/>left side, with the butt behind, and seizing the bayonet with your right hand, with the thumb over the bend of the shank, draw it, and, bringing the notch over the sight on the muzzle, turn it from you and fix it (8).</p> |
|--------|---|

Bring

(7) The securing, is to keep the lock from wet, in rainy weather. Our manner of doing it from the shoulder, we think, must be allowed to be as short and easy as possible.

(8) Fix your bayonets! We have reduced this to three motions; the 3d motion may perhaps be objected to, as too much compounded, and that it had better be divided into more; but, though this motion be compounded, yet it is easily performed in the time of one, when men are a little practised in it; and if it takes up a little more time, than one motion should do, it is not perceived, as there is a pause between that, and the other word of command to shoulder. We must make this observation upon the present military exercise, that no less than four words of command, and ten motions, are used for the performance of one single action, *viz.* fixing the bayonet: and, to shoulder again, there are two words of command, and five motions used. To return the bayonet, four words of command, and ten motions: and, to shoulder, two words of command, and five motions.

XII.  
Shoulder!  
3 Motions

- 1 Bring up the piece again with your left hand, and seize it with your right, so as to be in the position of explanation 10th, motion 1st. Plate 17.
- 2 As in explanation 10th, motion 2d. Plate 16.
- 3 As in explanation 10th, motion 3d. Plate 2.

XIII.  
Carry yr.  
Firelock  
on your  
right Arm!  
3 Motions

- 1 } Bring your firelock to a rest, as in ex- Pl. 3 & 4.  
2 } planation 1st.  
3 Turn your right hand, so that the palm may be towards the front, the fingers behind and thumb before, and grasp the small of the stock below the guard in that manner; at the same time drop your right arm down by your right side, and throw the left hand down by the left side; the piece will then be carried upright, the barrel against the hollow of your right shoulder, the right arm a little bent, supporting the firelock (9). Plate 21.

XIV.  
Shoulder!  
3 Motions

- 1 Shift your right hand, bringing the back of the hand outwards, and seizing it above Plate 4.

(9) The firelock on the right arm is a Prussian attitude, substituted instead of carrying the firelock on the left arm; which is a manner of carrying the arms, used in trooping the colours, guarding prisoners, and on some other occasions; and is indeed one of the easiest and genteelst ways of carrying a piece in sporting, or when one is at liberty to let it rest upon the bend of the left arm: but in close order, as the arms should be carried very upright to avoid hitting and clashing, the firelock must be kept up to the hollow of the left shoulder, and the piece pressed to the body; which causes the butt to hit against the knees, and is troublesome in marching: and one scarce ever sees the men carry them so gracefully and uniformly, as they ought to do: whereas the firelock on the right arm, causes a man to present himself well, and keep back his shoulders, and the piece is carried perfectly upright.

# EXERCISE.

the feather-spring with your left hand, come to a rest.

- 2 } As in explanation 6th, motion 1st and Pl. 10 & 2.
- 3 } 2d (10).

## XV.

Present yr.  
Arms!  
2 Motions

- 1 } As in explanation 1st. Pl. 3 & 4.
- 2 }

## XVI.

Face to  
the Right!  
2 Motions

- 1 Bring your right heel about four inches Plate 22. behind your left heel, making a square with your two feet.
- 2 Turn on your heels a quarter of a turn to the right, without stirring your heels from their places.

## XVII.

To the  
Right!  
2 Motions

The same as in explanation 16th.

## XVIII.

To the  
Right  
about!  
3 Motions

- 1 The same as in explanation 16th, motion 1st.
- 2 Turn at once on your heels to the right quite about, without stirring your heels from their places; so that you will then face directly opposite to where you did, and your right foot will be foremost.
- 3 Bring your right foot back even with your left, setting it down firm.

## XIX.

Face to  
the Left!  
2 Motions

- 1 Bring your right heel close up to the Plate 23. ball of your left foot, setting it square.  
Turn

(10) Presenting the arms, being the same position with that of the rest, needs no further explanation; it is so termed when used as a compliment.

Words  
of  
Comd.

XX.  
To the  
Left!  
2 Motions

XXI.  
To the  
Left!  
about!  
3 Motions

XXII.  
Charge  
your Bay-  
onet!  
1 Motion.

2 Turn on your heels a quarter of a turn to the left, without stirring your heels from their places.

The same as in explanation 19th.

1 The same as in explanation 19th, motion 1st.

2 Turn at once on your heels to the left quite about, without stirring your heels from their places; so that you will then face directly opposite to where you did; and your left foot will be foremost.

3 Bring your right foot up even with the left, setting it down firm.

1 Step backwards a moderate pace with <sup>Plate 24.</sup> your right foot, bending your left knee a little, and keeping the right knee straight, and bring down your firelock to your right side above the waist-belt, grasping strongly with your right hand the small of the stock behind the lock, and pressing the piece against the top of your hip; the bayonet being presented to the front in a slope upwards, the point as high as your breast, and supported firmly with the left hand between the feather-spring and the tail-pipe, the hand underneath, and the thumb on the inside along the stock, the left arm and elbow pressed to the body (11). Bring

(11) The attitude of charging the bayonet as directed in the military exercise, though it has an appearance of strength and firmness,

# E X E R C I S E.

XXIII.  
Recover  
yr. Arms!  
1 Motion.

1 Bring up the right foot and come to Plate 4.  
a rest, as in explanation ist.

XXIV.  
Prime and  
Load!  
9 Motions

- 1 Step back with your right foot a moderate pace, placing it square behind the left heel, facing full to the right, and bring the piece down under the right breast; raising the muzzle as high as the man's head in the rank before you, the left hand half-way between the swell and the feather-spring, and pressing your left arm against your body to support the firelock in that position; placing at the same time, the ball of your right thumb against the hammet.
- 2 Open the pan, throwing back the hammer with your thumb, the right elbow down. Plate 25.

Handle

firmness, is a very weak position, from whence no other motion can well be made; being itself as much contrary to all the rules of defence, or fencing, as for any one, after making a thrust, to remain upon the longe: the least effort made sideways on the firelock, or the body, throws the man down, or disarms him; nor can he advance, or make a push from it. By our method of charging the bayonet, a man is firm against any shock, and in guard; having the command of his body, feet, and firelock, to use as he shall see occasion, or opportunity, to defend himself, or annoy his enemy; or to advance upon him, if he should give way. Our manner of charging the bayonet seems to be the same with that which the Prussians use in action: so far as we can judge, from the obscure and almost unintelligible description, given of it in the regulations for the Prussian infantry, printed at London in quarto 1757, pag. 35. We have given no word of command for pushing the bayonet, the motion being so natural, that in action, one can scarce avoid doing it properly: besides, no particular direction can be given about it, as every man must watch his time, and the opening which his enemy gives him, to make his push.

- 3 Handle your cartridge, bringing down your right hand briskly to your pouch, and, taking out a cartridge with your two fore-fingers and thumb, bring it up to your mouth, the elbow a little turned up, and open it, by biting off the top of the paper so as to feel the powder in your mouth; then, placing your thumb upon the top of the cartridge, bring it down close to and even with the pan, the thumb uppermost, and, turning up your hand, prime by shaking some of the powder into the pan, place your thumb again upon the cartridge, and bring your two last fingers behind the hammer.
- 4 Shut the pan with a short and quick motion, drawing down your elbow.
- 5 Cast back the muzzle of your firelock, pushing down the butt, and sinking it with your left hand as low as you can without constraint; catch the muzzle on the hollow of your right hand, keeping the firelock close to your body, and pressing the left hand against the waist-band; the butt opposite to and over your left toe, the left knee a little bent, supporting the firelock, the cartridge covered with the thumb, held up close to the muzzle in a line with the barrel, the right elbow down.
- 6 Load, putting the cartridge into the barrel, Plate 26. the open end downwards, and push it down into the barrel with your fore finger, and place your fore finger and thumb on the thick end of the rammer.
- 7 Draw your rammer as far as you can, Plate 27. catching it instantly with your right hand, the thumb turned downwards, and back of the  
the



Words  
of  
Comd

No. of Motions.

the hand towards you; clear it of the pipes, and turn it immediately, bringing the butt of the rammer against your waist-belt; shorten it, by slipping your hand down to about three inches from the end, and bring the butt of the rammer into the muzzle upon the cartridge.

8 Slip up your hand to the middle of the Plate 28. rammer, and drive it down with a good force, catch it at the muzzle, and draw it out as quick and as far as you can; seize it again with your thumb downwards and back of the hand towards you, and clearing it of the barrel turn your hand, and, bringing the small end against your waist-belt, shorten it, slipping your hand down within 12 inches of the end, the fore finger up along the rammer, and enter the small end of the rammer into the pipes, conducting it with your fore finger and thumb through the second pipe.

9 Bring your fingers quick on the butt of the rammer, pushing it quite down; and immediately raise the firelock in your left hand, and bring your right hand under the lock, your right hand a little below your waist-belt, slipping your left hand down to the feather-spring, the piece right up and down, and the lock outwards, your Plate 29. thumb on the inside turned upwards, keeping faced to the right (12).

As

(12) The firing and loading motions, are very little different from those used by the regular troops, only we have made fewer of them; there being, as we have already observed, an excess in dividing the motions too much, as well as in leaving them too much

XXV.  
Shoulder!  
2 Motions  
XXVI.  
As Front  
Rk. make  
Ready!  
3 Motions

1	}	As in explanation 6th, motion 1st P. 10 & 2.
2	}	and 2d.
1	}	Join your right hand, and come to Pl. 3 & 4.
2	}	a rest, as in explanation 1st, placing your right thumb upon the cock.

Step

much compounded. As these motions in the time of action, and in the performance of the platoon firings, are to be performed as quick as possible, without any interval of time between them; we have endeavoured to mark, by the stops directed in this explanation, the most essential motions, which ought on no account to be neglected or omitted; that the men, by being accustomed to make pauses there, may the better remember them when they do them quick.

We must own here, that, if there is any part of our exercise with which we ourselves are not thoroughly satisfied, it is the 5th motion of this explanation, though we have in it copied the exercise of the army; but we must think, that the Prussian manner of coming up to their proper front, advancing the right foot before the left, and bringing the firelock to the left side, has something in it much more graceful and soldier-like; as the men by this means keep fronting the enemy, and take their motions from the right, which is a more regular and proper manner: whereas, this way of casting back the firelock to the rear, making a face to the right, gives the men an appearance of turning away from the enemy, and they then must take their motions from the rear; the manner likewise of the Prussians shouldering, from the position of loading, is very graceful and military. Had this exercise been designed for regular troops, we most certainly should have adopted the Prussian method; but ease and facility was so much to be considered, in an exercise composed for the militia, that we were determined by that consideration; the casting back the firelock, and afterwards the bringing the right hand under the lock and shouldering from thence, being motions which are certainly easier to be learned and performed, than the others, which require more practice to do them well.

*N. B.* Whenever we mention the exercise of the army, we mean that which was set forth by authority, signed by the adjutant-general, June 29th, 1757; it being the established rule that the army is supposed to go by; though there are few regiments but what have introduced some variations, and particularities of their own.

Words  
of  
Comd.

3 Step back with your right foot, three <sup>Plate 30.</sup> feet to the rear, in a direct line, and kneel upon the right knee, the toe turned inwards, and heel upright; the perpendicular line of the body falling about 12 inches behind the left heel, the body upright, the butt of the firelock placed at the same time upon the ground, in a line with the left heel; upon coming down to the kneel, you cock the firelock.

XXVII.  
Present!  
1 Motion.

1 Bring down the muzzle of your piece <sup>Plate 31.</sup> with both hands, slipping your left hand forward, as far as the swell of the stock by the tail pipe, and place the butt-end in the hollow betwixt your right breast and shoulder, pressing it close to you; at the same time take your right thumb from the cock, placing your fore finger on the trigger, both arms close to your body, taking good aim by leaning the head to the right, and looking along the barrel.

XXVIII.  
Fire!  
9 Motions

1 Draw your trigger strongly and at once, <sup>Plate 25.</sup> with the fore finger; and, immediately upon having fired, rise from the kneel, bringing the right foot behind the left heel, as in the 1st motion of the 24th explanation, and the right thumb upon the cock.

2 Half cock your firelock, straining the tumbler to the half-bent with your right thumb, bringing down your right elbow at the same time to add force to it.

Handle

Words  
of  
Comd.

- |   |                        |   |   |
|---|------------------------|---|---|
| 3 | Handle your cartridge. | } | As in explanation- Plate 26.<br>tion 24th, moti- 27, 28, &<br>ons 3d, 4th, 5th, 29.<br>6th, 7th, 8th, and<br>9th. |
| 4 | Shut your pans.        |   |   |
| 5 | Cast back.             |   |   |
| 6 | Load.                  |   |   |
| 7 | Draw your rammer.      |   |   |
| 8 | Ram down your charge.  |   |   |
| 9 | Return your rammer.    |   |   |

XXIX.  
Shoulder!  
2 Motions

- |   |   |  |
|---|---|--|
| 1 | } | As in explanation 6th, motion 1st and P. 10 & 2. |
| 2 |   |  |

XXX.  
As Center  
Rank!  
make  
ready!  
3 Motions

- |   |  |
|---|--|
| 3 | As in explanation 26th, only this rank, Pl. 3 & 4- instead of stepping back three feet and kneeling, steps back with the right foot 18 inches in a direct line to the rear, by that means bringing their feet just behind the right feet of the front rank; cocking the firelock, and keeping it upright at a recover. |
|---|--|

XXXI.  
Present!  
1 Motion.

- |   |  |
|---|--|
| 1 | As in explanation 27th, keeping the fire- Plate 33.<br>lock a little to the right of the front rank. |
|---|--|

XXXII.  
Fire!  
9 Motions

- |   |                         |
|---|-------------------------|
| 9 | As in explanation 28th. |
|---|-------------------------|

XXXIII.  
Shoulder!  
2 Motions

- |   |   |  |
|---|---|--|
| 1 | } | As in explanation 6th, motion 1st and P. 10 & 2. |
| 2 |   |  |

XXXIV.  
As Rear  
Rank!  
make  
ready!  
3 Motions

- |   |  |
|---|--|
| 3 | As in explanation 30th, only this rank, Pl. 3 & 4- instead of falling back, steps to the right with their right feet, till their toes touch the hinder part of the left heels of the right-hand men; at the same time bending their right knees a little, so that their Plate 34.<br>bodies may be opposite to the intervals<br>of |
|---|--|

# E X E R C I S E.

Words  
of  
Comd.

of the file-leaders and files upon the right; the firelock held in the same position as in explanation 30th.

XXXV.  
Present!  
1 Motion.

1 As in explanation 27th.

XXXVI.  
Fire!  
9 Motions

9 As in explanation 28th.

P. 10 & 2.

XXXVII.  
Shoulder!  
2 Motions

1 } As in explanation 6th, motion 1st and  
2 } 2d.

XXXVIII  
Rear rks.  
close to  
the front!  
March!  
10 Mns.

10 The centre and rear ranks step off together with the left feet, the centre rank makes five paces, and bring up their right feet, the rear rank makes ten paces, and bring up their left feet; the ranks are then at one pace or two feet asunder.

XXXIX.  
Make  
ready!  
3 Motions

3 The three ranks make ready together, the front rank as in explanation 26th, the centre rank as in explanation 30th, the rear rank as in explanation 34th.

XL.  
Present!  
1 Motion.

1 As in explanation 27th.

XLI.  
Fire!  
1 Motion.

1 Having fired, the front rank rises up, all Plate 4. three coming to a recover, as in explanation 23d.

XLII.  
Charge  
your  
bayonets!  
1 Motion.

1 As in explanation 22d. Plate 24.  
N. B. *The front rank only charges, the rear ranks remain recovered. The officers who are*

PART I.

I

in

Words  
of  
Comd.

XLIII.  
Recover  
yr. Arms!  
1 Motion.

XLIV.  
Rear-rks!  
take your  
former  
distance!  
3 Motions

XLV.  
March!  
10 Mns.

*in the front rank charge their bayonets, and the  
sergeants their halberds.*

1 Bring your feet square, and come to a **Plate 4.**  
recover, as in explanation 23d.

3 The centre and rear ranks go to the  
right about, as in explanation 18th. (13)

10 The centre and rear ranks step off to-  
gether, beginning with their left feet; the  
centre rank counts five paces and halts, the  
rear

(13) Rear ranks take your former distance! March! In the military way of performing this, there is more difficulty, and more attention required in the men, than in ours; in the former, the men must observe to step off with their right or left foot, according to the rank they are in; and the centre rank is to attend to, and count the steps of the rear rank, in order to begin when that makes the 6th pace, and then count five steps more of its own; whereas, in our manner of doing it, both ranks step off together with their left feet, and the men in each rank have only to count their own paces, and halt when they have made their number, bringing their feet square. In the military exercise, the halting upon the left feet occasions both ranks to stand in a very ungraceful, awkward position, till the next word of command Halt is given. The going to the left about is likewise altered; for, as, in going either to the right or left about, the soldier is to turn upon his left heel, not stirring it from its place, it is exactly the same thing as to his position in the rank and file, whether he goes to the right or to the left; therefore we go to the right about only, on all occasions; so that the men are not so liable to mistake, and cause a confusion, by some of them going about one way when they should do it the other, as they would be, if accustomed to both.

rear rank counts ten paces and halts, bringing their feet square.

XLVI.  
Halt!  
Front!  
3 Motions

3 The centre and rear ranks come to the right about, as in explanation 18th.

XLVII.  
Shut your pans!  
4 Motions

1 Come to your priming position, as in Plate 25. explanation 28th, motion the 1st, with your right thumb upon the cock.

2 Half-cock, as in explanation 28th, motion 2d, and bring your fingers behind the hammer.

3 Shut your pans, as in explanation 28th, motion 6th.

4 Come to a recover, as in explanation 23d. Plate 4.

XLVIII.  
Shoulder!  
2 Motions

1 } As in explanation the 6th, motion 1st Pl. 10 &  
2 } and 2d. 2.

XLIX.  
Return yr. bayonet!  
3 Motions

1 }  
2 } As in explanation 11th. Pl. 16 &  
3 } 17.

Sink the piece in your left hand on the left side, with the butt behind, at the same time catching the muzzle in the hollow of your right hand; let the bend of the shank come between your thumb and fingers, and strike it up strongly; turn it to you, unfix and return it into the scabbard, bringing up your right hand immediately to the muzzle.

L.  
Shoulder!  
3 Motions

1 }  
2 } As in explanation 12th. } Pl. 17.  
3 } } Pl. 10.  
 } } Pl. 2.

*If the men have stood long shouldered, and the commanding officer is willing to ease them, he will give the word of command:*

Support  
your  
arms !  
2 Motions

1 Join your right hand, seizing the firelock just below the lock, not turning it, nor stirring it from your shoulder.

2 Quit the butt with the left hand, and bring it over your right arm across your breast, resting your left hand at the bend of the right elbow, and let the cock of your firelock rest upon your left arm.

*To make them shoulder again, he will give the word of command :*

Carry yr.  
arms !  
2 Motions

1 Place your left hand under the butt, as before explained.

2 Throw your right hand down by your side, as in explanation the 6th, motion the 2d.

*If the frings have been performed with powder, so that it be necessary to wipe the pans and bayonets, (instead of the 47th) he will give the word of command :*

Wipe yr.  
arms !  
6 Motions

1 Come to your priming position, as in Plate 25. explanation 28th, motion 1st, with your thumb upon the cock.

2 Half-cock, as in explanation 28th, motion 2d.

3 Bring your hands to your pouch, and take out your wiping rag, wipe your pan, and bring your fingers behind the hammer.

4 Shut your pans, as in explanation 28th, motion 6th.

5 Cast back, as in explanation 24th, motion 5th.

Wipe




Words  
of  
Comd.

6 | Wipe your bayonet, and, immediately re-  
turning the rag into your pouch, bring your  
right hand under the lock, as in explana-  
tion 24th, motion 9th.

Shoulder |  
2 Motions

1 | } As in explanation 6th, motion 1st and  
2 | } 2d.

*N. B. It will be necessary on some occasions, to fix and return the bayonets from the position of a rest; this is to be done in one motion, bringing the piece at once from the right side, into the position of explanation 11, motion 3d, or of explanation 49, motion 3d; when the bayonet is fixed, or returned, you come back to your rest in one motion likewise.*



II. E X-

## II.

# EXERCISE

OF THE

# OFFICERS,

AND THE

## MANNER OF SALUTING.

**T**HE officers are at all times to carry their fuses on their right arms, in the manner described in explanation 13th of Plate 35. the Manual Exercise; except when they are allowed to order their fuses, which is when they take their post in the front of their companies, or battalion, or when they are to march to a considerable distance; at which time, they are to carry their fuses in their right hands.

The officers must likewise always observe to stand quite steady and upright, cast their eyes to the right, and dress with their bodies and fuses in a line to the right: let their left hands hang down behind their swords; keep their feet in a line, their knees stiff, and stand square to the front; divide the ground equally, and perform all the motions quick and short, and with great life.

- 1 Seize the fusee with your left hand at the swell of the tail-pipe, bringing it a hand's-breadth from the shoulder, and keeping it upright. Plate 36.
- 2 Sink the fusee with the left-hand, keeping it perpendicular, and seize it with the right Plate 37.

Words  
of  
Comd.

No. of Motions.

I.  
Order  
your  
fusee!  
3 Motions

Words  
of  
Comd.

II.  
Carry yr.  
fusée on  
your right  
arm!  
3 Motions

right hand near the muzzle, at the height of your eyes.  
3 Drop the butt of the fusée on the ground Plate 38. by your right toe, throwing your left hand down by your left side, as in explanation 2d, motion 2d, of the Manual Exercise.

1 Raise the fusée with your right hand, Plate 37. bringing it up as high as your eyes, and seize it with your left just at the swell of the tail-pipe, keeping the piece upright.

2 Raise up the piece so as to bring the left Plate 36. hand even with the hollow of your left shoulder, and seize it with the right hand behind the small of the stock, as in explanation 13th of the Manual; you will then be in the position described in the 1st motion of the former explanation.

3 Throw your left hand down by your left Plate 35. side, and come to the position of explanation 13th, motion 3d, of the Manual.

III.  
Carry yr.  
fusée in  
your right  
hand!  
3 Motions

1 As in explanation 1st, motion 1st. Plate 36.

2 Seize the fusée with the right hand, just Plate 39. above the feather-spring, keeping the piece upright.

3 Drop the fusée down by your right side in Plate 40. your right hand, carrying it with the point of the bayonet to the front, sloping upwards, and the butt to the rear, a little sunk.

IV.  
Carry yr.  
fusée on  
your right  
arm!  
3 Motions

1 Raise up the fusée with your right hand, Plate 39. and seize it with the left at the swell of the tail-pipe, keeping the piece upright.

2 As in explanation 2d, motion 2d. Plate 36.

3 As in explanation 2d, motion 3d. Plate 35.

N. B.

Words  
of  
Comd.

No. of Motions.

N. B. *When any of those words of command are to be performed marching, you must observe to begin your first motion when you step with your right foot, the second when you step with your left, and the third, when you step again with your right foot.*

☞ *When the men are commanded to charge their bayonets, as in explanation 4.2d of the Manual, or at any other time during the performance of the firings, the officers must likewise charge theirs, bringing the fusée in one motion from the right arm to the position of explanation 2.2d in the Manual. When the men recover their arms, the officers likewise come back to their former position of carrying their fusée in the right arm, in one motion, throwing their left hand down by their side.*

The salute  
standing is  
performed  
in  
5 Motions

- 1 Seize the fusée with your left hand at the Plate 36.  
swell of the tail-pipe, bringing it a hand's-breadth from the shoulder and keeping it upright.
- 2 Step back with the right foot a moderate Plate 41.  
pace, or 18 inches, in a line with your left heel, your right toe pointing to the right, and the left to the front; keeping your body very upright; and drop the point of the bayonet directly to the front, within eight inches of the ground; supporting the piece on the back of the left hand, holding it slightly between the thumb and fore finger, the fingers extended, and back of the hand upwards; grasping the small of the stock with your right hand, the right elbow square, at the height of the shoulder.
- 3 Bring your right foot up square, and Plate 36.  
raise up the fusée perpendicular, as in the first motion of this explanation. Bring

The MANNER of SALUTING. 29

Words  
of  
Comd.

4 Bring your fusée on your right arm, as <sup>Plate 42.</sup>  
in explanation 2d, motion 2d ; and put  
your left hand up to your hat, the left el-  
bow square.

5 Pull off your hat with your left hand, <sup>Plate 43.</sup>  
and let it hang down behind your sword,  
taking care not to bow your head in the  
least.

The salute  
marching  
is per-  
formed in  
5 Motions

1 The positions are the same as in the salute <sup>Plate 36.</sup>  
standing ; it is to begin, when you are at  
about six paces from the person whom you  
are to salute ; observing to begin the first  
motion, when you step with your right foot.

2 The second with the left, which brings <sup>Plate 41.</sup>  
you to the second position.

3 The 3d with your right, stepping forward  
with it, which answers to the third position.

4 The fourth with the left. <sup>Plate 36.</sup>

5 The fifth with the right. <sup>Plate 42.</sup>

After you are past the person whom you  
have saluted, about six paces, put on your  
hat again, in two motions. <sup>Plate 43.</sup>

1 Put on your hat.

2 Throw your left hand down by your side.

PART I. K THE

## III.

## THE

## HALBERD EXERCISE.

Words  
of  
Comd.

No. of Motions:

I.

**T**HE first position is that of being ordered ; in this position the halberd is held perpendicular on your right side, near the body, the butt on the ground, even with the hollow of the right foot, and about four inches from it ; the flat of the iron towards the front, and the hatchet part turned from you to the right, holding it with the right hand, at the height of your shoulder ; the kunckles turned to the front, and the right arm hanging from the hand to the elbow, close by the staff of the halberd, the left hand hanging by the left side, both shoulders square to the front.

II.  
Recover  
your hal-  
berd !  
2 Motions

1 Bring your halberd up before you, holding it perpendicular, and turning the edge of the hatchet to the front ; your right hand at the height of your eyes ; and seize it with the left hand, as low as you can without constraint, keeping it near the body.

2 Raise your halberd in your left hand, till your hand is at the height of your chin, raising the left elbow a little ; and seize it at the butt with your right hand, the back of it to the front, keeping the hatchet towards the front.

Sink

## The HALBERD EXERCISE.

**III.**  
Order  
your  
halberd!  
2 Motions

1 Sink the halberd in your left hand, and seize it with the right at the height of your eyes, keeping it perpendicular, and come to the position of explanation 2d, motion 1st.

2 Bring the halberd to your right side, turning the hatchet to the right, and drop the butt by your right toe, in the position of explanation 1st.

**IV.**  
Advance  
your  
halberd!  
3 Motions

1 As in explanation 2d, motion 1st and 2d.

3 Drop your right arm down by your right side, turning the hand so as to bring the hatchet to the right, and the flat to the front; the halberd will then be carried upright, the staff against the hollow of your right shoulder, the right arm a little bent, supporting the halberd, throwing your left hand down by your left side.

**V.**  
Order  
your  
halberd!  
3 Motions

1 Bring your halberd before you, turning the hatchet to the front, and, seizing it with your left hand, come to the position of explanation 2d, motion 2d.

2 The same as in explanation 3d, motion 1st and 2d.

**VI.**  
Club your  
halberd!  
2 Motions

1 Turn your halberd with your right hand, keeping it fast, so that the spear be downwards, and the butt uppermost; and bring it opposite to your left shoulder, seizing it, at the same time, with the left hand, half a foot above the hatchet, and holding it perpendicularly at two good hand's-breadths from the body; the right hand to be on a level with the elbow, which is to be square;

K 2 the

## The HALBERD EXERCISE.

the flat of the iron to the front, and the hatchet to the left.

- 2 Let the staff of the halberd fall on the left shoulder, and throw your right hand down by your side.

- 1 Raise the halberd from the shoulder two good hand's breadths, and seize it back-handed with the right hand, at the height of your chin, turning the thumb downwards, the knuckles towards you, and come to the position of explanation 6th, motion 1st.

- 2 Turn your halberd with your right hand, bringing the spear uppermost, and the hatchet to the right, and come to an order as in explanation 1st.


When the men charge their bayonets, as in explanation 42d of the Manual, or at any other time during the performance of the firings, the sergeants in the front rank must likewise charge their halberds: which is done from an advanced halberd in one motion, by stepping back with the right foot a moderate pace, bending the left knee a little, and keeping the right hand fast at the butt; at the same time seizing it with your left hand at the height of the shoulder, bring down your halberd to your right side, above the waist-belt, pressing the staff against the body; the halberd being presented to the front, in a slope upwards, the point as high as your breast, supporting it firmly with your left hand, and grasping it strongly, the left arm and elbow close to the body.

When



When the officers stand with their fuses ordered, the sergeants are to order their halberds. When the officers carry their fuses on the right arm, the sergeants are to carry their halberds advanced. When the officers carry their fuses in the right hand, the sergeants are to carry their halberds clubbed. When there is occasion to ground the halberd, it is done from the position of being ordered ; in the same manner, as the grounding the firelock, in explanation 3d of the Manual Exercise ; to take it up again, is the same as in explanation 4th of the Manual Exercise.

The End of PART I.







P A R T II.








# PART II.

## CHAP. I.

### DIRECTIONS *to the OFFICERS about the METHOD of teaching the EXERCISE.*

I. E shall now proceed to give a few rules and directions, with respect to the methods of teaching the militia-men the several parts of the exercise, in the best and easiest manner: in doing this, we shall endeavour to point out those parts, which, in our practice of teaching, we have observed to be the most difficult and embarrassing to raw men, who for the first time have arms put into their hands; and in which they are most apt to fail, and commit mistakes: and likewise indicate those methods, which we have observed to succeed the best for their instruction.

II. We must, in the first place, recommend to all gentlemen, who intend to act as militia officers, to arm themselves with a great deal of patience; as they must expect to find many of the countrymen infinitely awkward and stiff: especially those who are turned of thirty years of age, and have been used to very hard labour. These (though willing and attentive,) cannot easily bring their limbs to execute

PART II.

L

what

*Directions to the Officers about the*

what they are taught, although they perfectly comprehend it. In others they will find a great want of apprehension and memory, and an amazing difficulty of understanding and retaining things and ideas that are new to them, and different from what they have been used to from their cradle. Others again are lazy, careless, and want attention. These are certainly very disagreeable circumstances, and must often put an officer's temper to hard trials; but the best, and we may say the only, way to overcome these difficulties, is to be cool and sedate, and to teach the men with that great good-nature and gentleness; at the same time, however, keeping up such a kind of deportment and behaviour, as will shew them that they are under the command of a superior, and inspire them with respect. For (whatever indulgence an officer ought to have for involuntary or accidental faults and defects,) we must recommend to all the carefully supporting their dignity and authority; and when any of the men are wilfully careless, negligent, or insolent, always to have them punished according to the directions of the acts; and to keep up to the strictness of discipline, as established by law; at least never to excuse, but on proper submission and intercession. This, though it may be attended in some cases, with a little present trouble to the officers, will certainly prevent a great deal more in the end; for, by an ill-judged indolent lenity, they will soon lose all command over the men, and find it impossible to make them attend or learn as they should do: nor ought they to imagine, that the supporting their authority in a proper manner, by sometimes making an example of such as really deserve it, will at all lessen the esteem and attachment of the men for them; but rather the contrary; as they will then see, that, when they are treated with mildness and good-nature, it does not

not proceed from weakness, or want of spirit in their officers, but from generosity and humanity. But then all this is to be done, without shewing any passion, or using any harsh language to the men, much less striking them; which will not only inspire them with a dislike and an aversion to the service; but some of them, by being treated with roughness and violence, will be quite confounded, and rendered incapable of learning any thing at all, and even forget what they already know: whereas, by a calm quiet way of proceeding, and by showing them, separately and distinctly, what it is that is expected from them, and what they are to do, never leaving them till they have got a clear idea of it; by degrees the awkward will improve, the dull comprehend, and the inattentive be taught to observe, and mind their business.

III. And here we cannot forbear earnestly recommending a thing, which, though it may not at first appear to be a matter of importance, is nevertheless very much so. That is, for the militia officers always to appear themselves, at the places and times of exercise, in as complete order, and as exactly dressed in their regimentals, with their swords, sashes, and gorgets, as if they were to mount guard at a royal palace; and at the same time use their utmost endeavours to inspire the militia-men, with a love of neatness and decency; and insist on their sergeants and private men, always coming to exercise, as clean and well dressed as their circumstances will permit. The officers of the regular troops well know the stress that is to be laid on this, however trifling it may seem; and it is a known maxim, that a man who does not take delight in his own person, and is not neat in his dress, arms, and accoutrements, never makes a good soldier. Perhaps, it may not be exaggerated

Vid. Prussian  
Regulations  
for the Infan-  
try, Art xii.  
chap. vii.

gerated, to say, that one of the most important parts of the Prussian discipline, is the strict attention they give to the dress and cleanliness of the men; this they indeed carry to what we, perhaps, may call an excess, but it certainly contributes not a little to the making them such excellent troops. However that be, some degree of attention to it is certainly requisite, even in a militia, as it tends to inspire the men with sentiments of respect for the service and their officers; and this can be no better brought about, than by the officers setting the example in their own persons. Mankind in general, and the vulgar especially, are greatly captivated and taken with show and parade; and when the common men see that their officers treat the affair of exercising, and the rest of their duty, with a certain ceremony and decorum, they will do the same, and be attentive and diligent; but if they find that their officers are careless and indolent, and do their duty in a negligent slovenly manner, they will infallibly imitate them.

IV. We hope, that our brother officers of the militia, will not take amiss these few hints, which we have given them by way of caution; or attribute it to our affecting a magisterial and didactic way of expressing ourselves: any thing of that nature is far from our intention or thoughts; as we are very sensible of the many imperfections of our work, and how many points there are, in which we ourselves still want to be instructed: but we could not forbear mentioning such things as experience has proved to be very material, and of whose importance, gentlemen, who are unused to military affairs, may not be so thoroughly sensible. We will now proceed to such general rules, as are necessary to be observed in the teaching of all exercise whatsoever; and afterwards give



give some particular directions, as to those peculiarities in our militia exercise, which principally require the attention of the officers, to make the men perform them with accuracy.

V. The first thing the officers are to attend to, as a matter of the utmost importance, and absolutely essential to the teaching the men well, is to accustom them to observe a profound silence when under arms: never suffering them to talk, or even speak a word, on any account; but obliging them to give an entire attention to the officer who exercises them. The officers must never relax in their care and attention to this point, it being impossible to teach the men properly without it. Perhaps, no nation is more faulty in that respect than our own; even our regulars are very seldom so silent and attentive as they ought to be; and yet, though the difficulty of making a militia observe a proper silence, appears to be much greater; we can assert from experience, that by a constant attention in the officers to stop the very first beginning of noise or talking among the men, it may in a great measure be accomplished, and that by mild and gentle reproofs only.

VI. The performing the exercise well or ill, depends a good deal on the manner in which the words of command are given: for which reason it will be proper, that every officer, in exercising should attend to the following rules.

1st. To study well the compass of his voice, and take care not to overstrain it, which will render him soon hoarse; nor to get above its pitch, which will give it a very disagreeable tone.

2d. To deliver the words of command clear and strong; pronouncing every word distinctly, that the men may understand them, and not mistake one for another; the words *Present!* and *Fire!* especially, should

*Directions to the Officers about the*

should always be delivered as loud and as short as possible.

3d. To make his stops and pauses (when the word of command is too long to be pronounced in one breath,) in a proper manner; laying the emphasis, on the words which express the nature of what is to be done. Such pauses will greatly assist the men when judiciously made, by giving them time to think what they are to do, before the word of command is fully delivered: we have endeavoured by the punctuation, to mark when these stops should be made.

4th. To make proper pauses between the different words of command, that the men may have time to mind what they are about, and consider what is to be performed next.

5th. Carefully to avoid getting any particular drawl or affected tone; which is a fault that a great many have, who seem rather to imitate a chant, than endeavour to speak articulately or intelligibly.

VII. The men are always to turn their heads, and look to their right (1), taking their motions from the right-hand man; holding their heads up: and are not to be suffered to cast down their eyes, nor look on the ground. This is a thing which must be very much attended to, as without it, they never can be brought to perform their motions in time and together.

## VIII. The

---

(1) By looking to the right or left, we understand always turning the head. The old way was only to cast the eyes, and not turn the head; but that is found not to be so well, either for use or appearance. Indeed, every man, in looking to the right, or left, should turn his head enough to see the face of the man that is next to him. The doing this, will occasion them to hold up their heads.

VIII. The men must be taught their exercise by degrees, to show them the whole at once, will only confound them, it being impossible for them either to comprehend or retain it. The officers likewise must not be desirous, of putting the men too forward, by making them do more of the exercise, than they can go through perfectly and accurately.

Vid. Prussian Regulations for the Infantry, p. 5. chap. 4. Art. xi.

IX. The motions must at first be shewn them, separately and distinctly; giving them the word Two, or Three (according to the number of the motions,) as a signal when it should be begun; not suffering them to do it, till that is given; and making them stop between each motion, till every false attitude and position is remarked and corrected. By this method, though it may at first sight appear a little tedious, the officers will find, that their men will be taught with a great deal more ease, and in less time than by any other; as they will then be perfect in every thing that they do, and not forget what they have learned on one day of exercise, before the next comes again; which will be the case, if they are not thoroughly grounded, and made perfect in every particular motion.

X. At first they must be divided into squads of four or six men each, putting as much as possible such together in a squad as are of an equal degree of proficiency; when many of them can perform tolerably, it will be proper to exercise them together in a single rank; leaving off the words Two, Three, and making them take their motions from a man advanced in the front; who must likewise make good pauses between each motion, that the officer may have time to remark and correct whatever is amiss. After they can do well in this manner, it will be proper (and not till then,) to exercise them in three ranks.

XI. The

*Directions to the Officers about the*

XI. The first thing necessary to be taught the men is the distinction between ranks and files; explaining to them, that by the word Rank, is meant a number of men ranged side by side in a straight and even line from right to left: and by the word File, a number of men ranged in an exact line behind one another, or (in the military phrase) from front to rear (2).

XII. The rank is distinguished into right flank, left flank, and centre. The foremost or front man in the file is called the file leader.

XIII. To have the exercise well performed, it is in a particular manner requisite, that the ranks and files should be as straight and even as possible; the men therefore must be taught, always to dress (3) their ranks from the right, and the files to cover well their

(2) A rank therefore, by being faced to the right or left, may become a file, and in the same manner a file may become a rank, in the true and proper acceptation and meaning of the words: though some of our English military writers have not always used them with exact precision, and call the marching of a body of men by the flank, marching by files; which is not strictly proper, what were files, being then become ranks. However, as it is a method of speaking so generally used, we shall conform to it, in our directions and explanations; that our readers may not be confounded in reading other books on the subject.

By a file is likewise generally meant six men; and by half a file three; this was when the battalions were drawn up six deep, but now a file is properly only three men; and we shall use the word in that sense.

(3) Dressing the rank is a military term, taken from the French *Redresser*, which signifies to strengthen any thing that is crooked; and means bringing the ranks straight, and to an even front. The term of Covering, is applied to the files, and means the placing the men in a file, so as to be exactly behind one another, in a line from the front to the rear; so that they may cover one another, when looked at from either.

their file leaders. The greatest attention is to be given to this, and to accustom the men to do it of themselves at all times, both in exercising, and in the performing of the firings and evolutions.

XIV. Great care must be taken, that the men carry their arms well; they must therefore be first of all carefully taught to keep them even and steady upon their shoulders, as directed in the first part of the explanation of the manual exercise.

XV. That the firelocks, when shouldered, may be exactly dressed in rank and file, the men must keep their bodies upright, and in full front; and not have one shoulder forwarder than the other.

XVI. It is one of the greatest perfections in exercising, to have all the firelocks carried so exactly even, and the motions performed so true, that in the looking from the right or left of a rank, you can see, as it were, but one firelock: and the same standing in front to a file, each piece covering the others exactly.

XVII. The distances between the files must be equal, and not greater than from arm to arm, that the men may just have room to perform their motions: the distance allowed in exercising, is nearly two feet for each man; in marching and wheeling, about twenty one inches.

XVIII. The men must be taught to perform every thing that they do, with great life, and the shortest way; keeping their pieces always near to the body, without making any wide motions; and, at the end of every motion, to stand perfectly still and steady, without stirring in the least.

XIX. In the performance of the manual exercise, the men must wait well between the motions, and do

PART. II.

M

them

*Directions to the Officers about the*

them together; counting one, two, very slowly between every one.

XX. No motion must be begun, till the word of command is fully pronounced.

XXI. As in our exercise there are some actions, which are as it were the counterpart of one another, and the positions the very same, only in a different order; it will greatly facilitate the teaching of men, to make them learn those which are most similar to one another, at the same time. They should therefore be taught first to rest, then to shoulder, till they can do those two actions perfectly true and well: then to order, and rest again, which are counterparts of one another; then to ground and take up; then to carry the firelock on the right arm, and shoulder; next to secure; and fix, and return their bayonets; these three actions having two motions out of three exactly the same; and lastly to club, and shoulder again.

XXII. When they can do all the actions tolerably well, it will be right to vary the words of command; and not always give them in the same order as they stand in the manual exercise, (that being only intended to comprehend all the different actions in a regular suite,) but irregularly: to accustom them to be attentive to the words of command only; and not do things mechanically, and merely by memory.

XXIII. The officers must be very attentive, to see that the men perform all their motions perfectly true; making the stops exactly at the time and in the manner, directed in the explanations of the manual exercise; in doing of which, it will be necessary to give attention to the following points, which are those that the men are most apt to fail in.

1. In

*Method of teaching the Exercise.*

47

1. In grounding, to teach them to turn the piece Expl. 3. Mot. 1st.  
on the thick or upper part of the butt only, and not Mot. 2d.  
on the under; and caution them not to slip their right  
hand down too low in grounding, but only near the  
third loop; otherwise the weight of the barrel will  
overpoise the butt, and raise it from the ground:  
the same precaution is to be observed in taking up the  
firelock: the turning the barrel behind, and the  
bringing it up exactly in a line with the right toe, will  
be difficult, if they turn it on the lower part of the  
butt.

2. To take care that they ground their firelocks Expl. 3. Mot. 1st.  
exactly square to the front, and lay the pieces pa-  
rallel with one another; the men are apt to incline  
them to the right, if not cautioned against it.

3. In shouldering, to take care that the men do not Expl. 6. Mot. 1st.  
make any wide motions, nor advance their left hand  
too far from the left side, when they bring it under the  
butt, which is a fault they are very apt to commit.

4. In clubbing, to cause the men to bring the Expl. 7. Mot. 2d.  
barrel of the firelock forward, drawing the butt un-  
der their left arm, so as to bring it between them  
and their left-hand man. The same precaution to be  
used in shouldering from a club; without it they will  
be apt to hit and hurt one another, which they never  
will, by observing this rule.

5. In securing, to observe, that the men throw Expl. 9. Mot. 3d.  
down their firelocks exactly in a line, and the muz-  
zles at an equal distance from the ground: and not  
bend their heads and bodies forward, but keep their  
elbow firm on the lock, and the arm a little  
bent.

6. In teaching the men to fix their bayonets, first Expl. 11. Mot. 3d.  
of all to show each of them separately, how a bay-  
onet is fixed, and how the notches correspond with the  
light on the barrel: taking care that he seizes the

M 2

bayonet

*Directions to the Officers about the*

bayonet at first with the thumb over the bend of the shank, as directed in explanation 14; and make him fix and unfix it several times, till he perfectly comprehends the manner of it. He will then easily do it in the time of one motion; it being done only by bringing the notch over the sight, and turning it to the left, or from him, pressing it down at the same time. To unfix, they must be taught to strike the bayonet up strongly, and turn it to the right, or to them, lifting it up at the same time.

Expl. 16, 17, 18, 19, 20, 21. 7. To take particular care, that the men perform their facings with great exactness, and in each motion place their feet in a right position; which they will be apt to neglect; and to caution them continually, never to move their left heels off from the ground, as the doing that, varies their situation, and breaks the order of the ranks and files.

Expl. 22. 8. In charging bayonets, to take care that the men do not step too far back, but stand easy and firm on their legs; and that the bayonets be dressed very exactly, both as to height, and degree of inclination or slope upwards; to do which, they must press the right hand firm against the side, the knuckles resting on the top of the hip bone.

Expl. 24. 9. The priming and loading being so essential a part of the exercise, the most particular attention must be given, that the men be very exact in it; making the stops, at the end of each motion, precisely in the manner directed in the explanations; and that they perform every one of the motions with the greatest accuracy: neither omitting or adding any, but doing them exactly according to the directions there given.

Expl. 24. Mot. 1st. 10. In the first motion, to see that they come to a proper position; bringing the piece close under the right breast, and the butt just under their right arm-



arm-pit; keeping the left elbow down and pressed against the body, which helps them greatly in supporting the piece; the muzzle must be raised enough to be no inconvenience to the men in the ranks before them, but not so high as to endanger the falling out of the priming.

11. To make them to be very exact in the motion Mot. 3d. of taking out the cartridge, biting it, and keeping the end open upwards, so that the powder may not fall out; and take care that they prime well.

12. To make them take care in shutting the pan, Mot. 4th. that they do it effectually; and not offer to cast about, 'till they are sure that it is shut; otherwise when the pan goes a little hard, they will continually fail of shutting it, and lose their priming.

13. To make them stop when they have cast a- Mot. 5th. bout, and be very exact in performing the following motions of loading; observing, that they turn the hand, to put the open part of the cartridge downwards.

Mot. 6th.

14. To be very exact and minute, in teaching them Mot. 7th. this motion; and particularly the seizing the rammer back-handed, and drawing it out at once; and not let them (as they will be apt to do,) omit the shortening the rammer against the waist-belt, and take care that they bring the butt of the rammer well into the barrel.

15. The ramming down, is very essential to be well Mot. 8th. done; with iron rammers, the driving the rammers down once strongly, will be sufficient; but, with wooden ramrods, there must be a stroke or two, to ram down the cartridge, but done very quick; care must be taken that the men, in returning the rammers, enter them far enough into the pipes, so as Mot. 9th. to be within the point of the bayonet, and not endanger

*Directions to the Officers about the*

endanger their hands in returning them home in the next motion.

Expl. 25. Mot.  
18.

16. To make them, in shouldering, come briskly up to the proper front ; and observe, that in doing it they do not stir the left heel, which is to be kept fast ; otherwise they will lose their proper situation in the rank.

Expl. 26. Mot.  
3d.

17. To make them kneel far enough back with the right knee, in coming down as front rank ; the men being very apt to keep their right knee to close to the left heel, which throws them into a constrained posture, and prevents their keeping the body upright ; the butts are all to be dressed in a line, even with the left toes, and the pieces kept perfectly perpendicular.

18. To take care that they level well in presenting ; the muzzle rather low, and the pieces all dressed even and at the same height ; and to see that they bring the butt well against the hollow of the shoulder, neither above nor below it.

19. Frequently to make them recover their arms, when they have presented, and expect the word Fire ; and observe and reprehend such, as pull the trigger without the word of command being given. This is absolutely necessary, in order to accustom them to keep their fire 'till commanded, and is what must be constantly practised. When you give the word, *Fire!* give it with a loud voice, and pronounce it as short as possible : when it is given in another manner, the men seldom or ever fire tolerably ; and very often a division or platoon is found fault with for firing ill, when the blame should be laid on the officer that gives the word of command.

20. Take

20. Take care likewise, to make the men pull their triggers strongly, and at once ; and as soon as they have fired, come briskly up to their priming position ; observing that they come to a true attitude, and place their feet in a right situation ; and that in half cocking they strain the tumbler to the half-bent only ; raw men being apt to cock, which is a fault that may be attended with dangerous consequences.

21. In making ready as centre and rear ranks Expl. 30, 34. the chief thing to be attended to, is the making men step back, or to the right, exactly in the manner directed in the explanations ; which they will be apt to neglect : and to make them keep their pieces upright ; to a good recover, and not present, till the word for it is given. These points are to be likewise carefully attended to, when the three ranks make ready together in close order.

XXIV. As this is the most important part of the manual exercise, being that which is not only highly useful, but indispensably necessary for troops to be well skilled, and thoroughly practised in, for to enable them to enter into actual service : the officers ought to spare no pains nor assiduity, in teaching the men, and exercising them in it. False motions, or irregularities in the other parts of the manual exercise are faults, rather from their being deformities, and taking off from the uniform and elegant appearance of troops, than from any great inconvenience that can immediately arise from them ; but, in that part which relates to the firing and loading, no fault can be committed, or false motion made, without a manifest inconvenience or danger. For this reason, when the men have gone through the other parts of the exercise, and can do them to a certain degree of perfection ;  
it

*Directions to the Officers about the*

it will be proper to make them chiefly apply to the firing and loading motions, and practise them almost solely: doing just enough of the other parts of the exercise, to keep them from forgetting, and losing what they have already learned; but employing much the greatest part of the times of exercising in the firings, and in marching and wheeling. They must at first be taught this part of the exercise, in the same manner as the others; for which we have given full directions: but when they are so far proficient, as to be able to do their motions with exactness, taking their time from the man that is advanced in the front; the rear ranks must then be closed up, and they must be made to go through the firing and loading, several times in close order; but still giving the same time between the motions as before, and taking it from the man in the front; and the officers must observe, that the men perform every motion regularly and accurately; particularly the men in the centre and rear ranks, who will be most apt to neglect, and commit faults, especially as they are a little crowded. When they are become expert in this, which they will soon be, they must be instructed in the manner of platoon firing; and first of all taught to make ready at once, joining all the three motions together; that is to say, making scarce any sensible pause between them, but, nevertheless, performing every one of them distinctly. They then must be taught to go through all the rest of the motions of the twenty-fourth explanation in the same manner; carefully observing, that they do not omit nor alter any part of them; it will, therefore, at first be proper, to make them do it by a few at a time, so as to be able more easily to detect any false motion; and then let

let them do it with the ranks at open order, that the centre and rear ranks may be better observed and attended to. Strict cautions must be given them about this, and they must be told, that though they are to make no stops, or give any sensible time between the motions; yet, that they are by no means to hurry themselves, nor strive which shall have done soonest; but perform every motion exactly as taught them at first; only not wait for one another, till after the ninth motion, when they must stop, till the word be given to shoulder; which they must do all together. When they can go through all the motions with quickness and regularity, then close the rear ranks to the front, and make them make ready and fire; first one file, or two at a time, taking care that each rank comes to its proper position in making ready; then by five or six files; and after that, by divisions: but of the manner of doing this we shall say more in another place, when we come to treat of the platoon firings.

XXV. When, in order to ease the men, the word of command to support their arms is given; which it will be very proper to do, whenever they are marching or practising any of the wheelings or evolutions; the officers must take care to make them bring their right hands enough across their bodies, towards the left side, and hug their pieces well to them with their left arm; by doing this, they may carry the firelocks as upright and even, as when shouldered.

XXVI. After performing any firings with powder, it will be absolutely necessary to take particular care, that the bayonets are wiped very clean; and not suffer them to be returned, whilst any dirt or soil of the powder remains upon them; which

*Directions to the Officers, &c.*

will not only cause them to rust, but also spoil the scabbard, so as to render it impossible to keep the bayonets clean ever after.

XXVII. It will be frequently proper, in exercising the men in the firings in close order, to make them fire a general discharge, coming up after it to a recover as in explanation 41 of the Manual; and immediately to give them the words, *March! March!* making them advance in that manner several paces briskly by the double step, the drum beating the grenadiers march: then give them the word, *Charge your bayonets!* upon which, the front rank must immediately charge their bayonets, as they step with their left feet, and keep moving on briskly in that position; passing their right feet before the left, and keeping the body half-faced to the right; the rear ranks remaining recovered, and closing well up to the front rank. At the word *Halt!* they halt, the front rank at once coming to a recover; and immediately the whole primes and loads.

XXVIII. You may then face them to the right about, and make them retire back again slowly, the drum beating the retreat; and then face them again as before: but this may be repeated, or varied, at the discretion of the commanding officer.

C H A P.



C H A P. II.

RULES and DIRECTIONS FOR MARCHING.

---

ART. I. *Of Marching straight forward, and  
a Description of the PRUSSIAN STEP.*

I. **T**HE marching well, is an affair of so much importance in real service, that the officers must take the most particular care, to render the men as perfect in it as possible, and spare no attention nor pains for that purpose; the regularity and beauty of all manœuvres and evolutions, and especially that most essential point, the keeping in good order, in advancing towards, or retreating from an enemy, intirely depending on it. Marshal Saxe, (who was undoubtedly an excellent writer on military affairs, as well as a great general;) says expressly, that the principal and most material part of all exercise is the teaching soldiers to use their legs properly, and not their arms (1): that is to say,  
the

---

(1) We will give this passage out of Saxe's *Reveries* in the original, that his meaning may be the better understood; the word, *Arms*, having an equivocal sense in English.

### *Rules and Directions for Marching,*

the accustoming them to march in exact order and regularity, keeping a true time, and as it were a musical cadence in their steps. He adds, that whoever does not follow this method, is ignorant of even the first elements of the art of war. We have before observed, that he takes this to have been the great secret of the discipline of the antients; and it seems to be likewise a principal part of that of the Prussians (2). The old method of marching was to lift up the legs and feet high, and make short steps, setting the feet hard down to the ground. Of late our troops, as well as those of other nations, have begun to practise the Prussian step, and manner of marching; we shall give, therefore, a few general rules for the doing of it.

II. The manner of performing this step is by carrying the foot directly forward with a straight knee, near and almost parallel to the ground; the balance

“ Le principal de l'exercice sont les *jambes*, et non pas les *bras* :  
 “ c'est dans les *jambes* que'st tout le secret des manoeuvres des  
 “ combats ; et c'est aux *jambes* qu'il faut s'adresser : quiconque  
 “ fait autrement, est un ignorant, et n'en est pas seulement aux  
 “ elemens de ce qu'on appelle le metier de la guerre.”

(2) We have often had the pleasure of seeing the 67th and 72d regiments of foot, march, and perform their evolutions, with the greatest order and regularity, to the sound of the *file* ; keeping the most exact time and cadence : and have likewise found upon trial, that our militia men may be brought to do it, with much less difficulty than we could have imagined. The effect of the music in regulating the step, and making the men keep their order, is really very extraordinary ; and experience seems fully to confirm Marshal Saxe's opinion : who asserts, that it is the best and indeed the only method of teaching troops to march well ; and of making a large body, (especially of any considerable depth,) move all together, and advance faster or slower as may be required, in a regular uniform manner ; without opening its ranks, or falling into disorder.



balance of the body is to be kept back on the leg that is behind, making as it were a momentary pause, when the knee is at its full extension (3); during which time the foot is advanced in the air, the toe turned out, and rather pointed downwards: when you shift the balance on to the other leg, you must spring forward from the ball of the foot which you stood on, still advancing the foot that is foremost, and set it down flat and at once on the ground.

We

---

(3) We would by no means be understood here as intending to divide the step into two motions; the pause must be so short, as to be barely perceptible, and mark the shortest time possible: and; perhaps, we shall explain ourselves better, by saying that the essential point in the performance of this step, is the carrying the foot constantly forward, with an easy motion, and near the ground, so as always to advance; which indeed is, just what every man does in his natural way of walking; only in marching the time is a little more marked: whereas in the old method of marching, the foot is lifted up high and advanced forward, but is brought back again, and set down on the ground very near the other; which is not only stiff and unnatural to the highest degree, but a loss of time and motion. In the way in which the two regiments before mentioned perform it, it appears no other than an easy genteel manner of walking in cadence; but we must observe that they omit a little of the exactness of the Prussians, (who perform it just as we have described;) and do not keep the knee so straight, nor the balance of the body so far back, nor mark the time so strongly as they do: which certainly takes off that appearance of stiffness and dancing, which some have objected to the Prussian step: though we must think without reason, and that when well executed it has the most graceful and military appearance imaginable: but they proceed on the same principles, and begin to teach their young recruits in the manner that we have here directed, till they have got the true balance of the body, and time of the step; and then they easily make them lose that air of stiffness and constraint which necessarily attends all first attempts at any exercise.

### *Rules and Directions for Marching:*

We have added a plate No. 4<sup>d</sup>, which will give a better idea of the step, than any description of ours can possibly do; this being a motion extremely beautiful and graceful, when well performed, but very difficult to describe.

III. It will require indeed, some time and trouble to teach the men to march well in this manner; but it is not near so hard to attain to, as at first it appears to be. The chief difficulty is to make them understand the nature of the step; most awkward fellows, especially those who are used to follow the plough, throw the balance of their body forward, which occasions them to have a slouch in their gait; and they are apt likewise to lift their legs too high, and turn up the points of their toes. It is therefore necessary to take some pains at first, to teach them the step singly, or by two or three only at a time, without arms; taking great care to make them keep the balance of the body as far back as possible, (which is done by throwing back the shoulders, and holding the head up,) so as to rest their whole weight on the leg which is hindmost; and not bring the balance forward, 'till after the leg that is advanced be fully extended, and the knee straight. When once you have brought them to comprehend the nature of the step, and to do it singly, the making them perform it by ranks will be found very easy: and they will attain to an exactness and regularity in doing it, much sooner than in the old manner of marching; as the little momentary pause (which is made just at the instant the leg is extended, and the balance of the body ready to be shifted,) gives them a sort of time, which greatly facilitates their doing it all together. And this is one of the advantages, which  
this

this manner of marching has over that which was formerly practised. The others are, that it is incomparably more graceful and genteel, and that a body moves faster, and gains more ground by it; the progressive motion being continued, during the whole time of the step.

IV. The men must be taught, that at the word of command, *March!* they are always to begin and step off with the left foot; and, for that reason, should be told not to bear the chief weight of their body on that foot: which some are apt to do, and so lose the time at the very first step, before they can shift the balance; but to keep the balance even between both feet, and, at the word, *March!* step off at once. They must, on the other hand, be strictly cautioned against raising up their feet, before the word of command to march be thoroughly pronounced.

V. At the word *Halt!* they are to stop at once, bringing their feet up even on a line with one another, the heels about four inches asunder, in the position before described in the manual exercise, and stand perfectly steady; looking to the right, and dressing their ranks.

VI. In marching straight forward, the men are to look to the right, and take care to regulate their steps by their right-hand man; they must just feel one another, and their feet must all be lifted up, and set down on the ground at the same instant of time, and the steps should be exactly of the same length: in marching on a large front, the men must look inwards towards the centre, and regulate their motions by that.

VII. We shall follow the method of the French, in distinguishing three sorts of steps in marching; the

*Rules and Directions for Marching.*

the short, the long, and the double step. The length of the short step is one foot and a half, and it is performed in the time of one second : that of the long or the common step two feet, and is performed in the same time ; the double step is two feet likewise, but performed in half the time, or two of them in a second. When the men are to advance by this step, the word of command is to be doubled, *March! March!*

VIII. The ranks must take great care, in marching, to keep exactly parallel with one another, and that neither flank be more advanced than the other.

They must likewise cover one another well, and take care to preserve their distances ; neither gaining nor losing ground, but each rank keeping at the same distance from the others as at first.

The same rules are likewise to be observed, in marching by companies or divisions ; which must likewise keep exactly parallel to one another, and cover, and preserve their distances, with all possible exactness.

IX. It is not near so difficult to bring the men to march with great regularity and harmony by ranks, as it is to make them do it by files. If you take a rank that marches very exactly, and face them to the right or left, giving them the word to march ; you will find that they will neither step off together, nor keep their distances ; but will open from one another considerably, in marching a short space.

The reason for this, is, that they cannot easily bring themselves in that situation, to step off all at once with the left feet ; but each man looks down, to see when the man before him lifts up his leg, being afraid of hitting him : by which means, they lose the time at first, and the error encreases the farther

further they go, and the more men there are in the file. The best way, therefore, is to begin, with placing four or five men in a file, or one behind the other; and strictly caution them to look up, observing only one another's heads and shoulders; taking great care to make them all, at the word, *March!* lift up their left legs, and step off together. It will be difficult to make them do this perfectly; however, if they have been, at first, well instructed according to the rules before laid down, you may with some pains, bring them to it very tolerably in a short time; though one may venture to say, that a body that can march off by the flank, to any considerable distance, without losing the step, or opening its files, has nearly attained to the greatest possible perfection in marching.

X. To open the distances of the ranks in marching; if to two paces, the centre rank must observe the front rank; and when that makes the third pace, (or the second with the left leg,) step off with the same leg along with it: the rear rank is to observe the centre rank in the same manner, and do the same.

It may not be amiss, at first, in order to accustom the men to observe, to make them count the steps of the rank before them; beginning (when they raise their left legs,) one; when they raise the right, two; when the left again, three; at the same time, stepping off themselves with their left legs.

If to open to six paces, the centre rank begins at the seventh pace of the front rank, or the fourth time of raising the left leg; the rear rank likewise begins, when the centre rank makes its seventh pace.

## A R T. II.

*Of the oblique STEP.*

I. **T**H E oblique step is to be performed in the same time and manner, as to the motion of the feet and legs, as that straight forward ; (4) only that it is made by carrying them obliquely to the right or left, the body being kept square to the proper front.

II. If you are to incline to the right, when you step with the left foot, you carry it across, setting it down even with, and before the point of the right foot, the left toe pointing to the front ; and then step obliquely to the right with the right foot, advancing it towards the front, and setting it down before, and about six inches to the right of the point of the left foot, the toe pointing obliquely to the right : and so alternately, moving towards the front, in a diagonal line, inclining to the right ; observing to keep the body and shoulders square to your proper front.

If you are to incline to the left, when you step with the right foot, you carry it across, setting it down even with, and before the point of the left foot, the right toe pointing to the front ; and then step obliquely to the left with the left foot, advancing it towards the front, and setting it down before, and about six inches to the left of the point of

---

(4) The oblique step is likewise distinguished into the short, the long, and the doubled step. The steps, however, must be rather shorter, on account of the obliquity ; and the long step must not be above eighteen inches.

of the right foot, the toe pointing obliquely to the left ; and so alternately, moving towards the front in a diagonal line, inclining to the left ; observing to keep the body and shoulders square to your proper front.

III. In marching by the oblique step, in ranks or divisions, particular attention is to be given, that they keep parallel to their proper front ; and not advance on the right flank, when they incline to the left ; nor on the left, when inclining to the right ; as they are exceedingly apt to do, and to make as it were a half wheel (5): to prevent this, the men must be taught to look to the right, when they incline to the left ; and to the left, when they incline to the right ; and regulate themselves by the outside flank : observing by all means to advance equally, and keep even with it.

IV. The oblique step is of great use on many occasions, and renders several of the evolutions much more simple and easy ; by it you always preserve your front, and avoid wheelings and other motions, that are very dangerous to be attempted, when near an enemy ; besides the not losing any time ; as the whole body keeps still marching, and advancing forwards.

V. The side-step, as now practised by our troops, is much the same as the oblique ; only crossing the feet more, and going directly to the right or left : it seems to be a constrained motion, the body being

O 2

in

---

(5) As in plate 46, figure 1 and 2, where the rank *a b*, is supposed to be moving to *c d*, by the oblique step. If particular care be not taken, when it comes half-way, instead of being in a parallel situation, as at *e f*, it will be in the situation *e g*.

*Rules and Directions for Marching.*

in a forced twist, which is neither easy nor graceful. We cannot find that the Prussians use it, nor the French ; though they use the oblique step (6), of which the Prussians were the inventors : neither do we perceive that it is of any great service ; any evolutions that require the side-step, being much more easily performed, by facing the men, and marching them by the flank, as the men must be halted to perform either ; for which reason we have omitted giving any particular directions about it.

VI. But for the performance of all doublings, there is a most excellent method ; said to be the invention of major general Wolfe, who first practised it with the 20th regiment : which has an admirable effect, both for use and appearance : and that is, the accustoming the men to turn to the right or left, or to the right and left about, in marching ; without halting, or losing the step. This is done by each man turning singly ; in two steps, if only to the right or left, stepping off forward at the third : and in four, if to the right or left about, stepping off at the fifth. They must observe not to advance in the least in turning ; but to turn, each man precisely upon his own ground, and to keep the time of the step exactly. This method greatly facilitates and abridges the performance of many of the evolutions, which by this means are executed, without halting the men in order to face them ; and consequently,

---

(6) When we say that the French do not use the side-step, we mean that it is not in the exercise established by authority in 1755 ; though we are sensible, that Monsieur de Bombelles, in his *Evolutions Militaires*, mentions the *Pas de Coté* ; which, however, by his description of it, is rather an oblique step.



quently, causes the evolutions to be performed much quicker, and with more accuracy ; as the men constantly keep a uniform and regular step. This also we have endeavoured to teach our militia men, and find, that we succeed in it beyond our expectations, and that they learn it without much difficulty.



### C H A P. III.

#### RULES and DIRECTIONS for WHEELING.

I. **A** Rank that wheels, is to be considered as an inflexible straight line, moving round upon one of its extremities as a centre, and describing a portion of a circle.

It is evident, that the farther any point in the line is from the centre, the greater space it has to run over in the same time, and consequently must move faster in a certain proportion, than those points which are nearer the centre.

This is the general principle, of all wheeling by single ranks ; on which the following rules for performing it are founded.

II. First, the whole rank is to step off at the same time, and with the same feet, on the word of command, *March!* being given ; and every man is to make an equal number of paces, only his paces must be longer or shorter, in proportion to his distance from the flank, which serves as a centre. In wheeling to the right, therefore, each man's paces must be longer

*Rules and Directions for Wheeling.*

longer than those of his right-hand man ; in wheeling to the left, they must be longer than those of his left hand man.

2. The men on the flank, which serves as a centre, is not to stir that heel, which is the centre, upon which the rank is to turn, from the ground. That is to say, the right heel in wheeling to the right ; and the left, in wheeling to the left.

For this reason in wheeling to the right, when the men step with the left feet, his left foot is to be lifted up at the same time, and set down again even with the right ; when they step with their right feet, his right toe only is to be raised, and the heel kept fast on the ground ; turning the body a little, so as to come about even with the rank (1).

In wheeling to the left, the same rule is to be observed ; only that the left heel is then kept fast ; and, when the rank lifts the left feet, the left toe is to be raised.

3. The whole rank is governed by the flank that wheels. In wheeling, therefore, to the right, every man

---

(1) It will be proper to teach this motion first of all to each man separately ; and then make them practise it a little, by six or eight, or a whole rank at a time : each man keeping his right or left heel fast, (according as they are to wheel to the right or left,) and all raising their toes, and lifting their legs at the same time, coming about all evenly together, without stirring from their places ; this will make every one of them be ready at it, and know what they are to do, whensoever they happen to be on the flank that is wheeled upon. The word of command is the same as for the wheelings,

*To the right, (or left,) Wheel ! March !*

Except that at the word, *March !* they are only to raise their legs, but not stir from their place.

man should look to the left, and regulate his steps by those of his left-hand man; in order not to advance before, or fall back behind him, but bring the rank about even. In the same manner, in wheeling to the left, every man is to look to the right, and regulate his steps by those of his right-hand man.

4. Every man must close towards the centre, so as just to touch and feel the man next within him, but by no means to crowd or press him: For particular care is to be taken, that the men neither open the rank, by edging away to the outside from one another; nor break, it, by crowding in too close to the centre. In wheeling, therefore, to the right, you are to feel the right-hand man; and, in wheeling to the left, the left-hand man.

Wheeling to the right or left is describing a quarter of a circle, (or, from *a* to *b*.) Wheeling to the right or left about is describing a half circle, (or, from *a* to *c*.)

Pl. 46. fig. 3 and 4.  
Fig. 3 and 4.

These are the general rules for all wheeling by single ranks; those for doing it in close order, shall be given afterwards.

III. In teaching the men to wheel, it will be right to begin with but a few in a rank; as it will be easier for them to perform it, and any faults may be better remarked and corrected; when they are tolerably perfect, than add more.

IV. According as you intend to wheel to the right or left, you must caution the right and left-hand men, to stand or wheel; and then give the words of command (2):

To

---

(2) Besides the general rules here given for wheeling, the men must observe strictly those before laid down in Chap. ii. Art. 5.

## Rules and Directions for Wheeling.

*To the right, (or left,) Wheel! March!*

Fig. 3 and 4. at which the whole rank steps off together, with their left-feet, and wheels to the right, (or left,) or quarter of a circle; (or, from *a* to *b*,) observing exactly the directions before given, and taking care to move uniformly, and bring the rank about even. When they have described the quarter of the circle, you give the word :

*Halt!*

At which they at once bring their feet square, and dress their rank; standing quite firm and steady.

V. When the men are tolerably perfect in this, and do it regularly; you will give the words :

*To the right (or left) about, Wheel! March! Halt!*

Plate 46, fig. 3 and 4. at the word, *March!* they wheel the half circle to the right (or left) about; (or, from *a* to *c*,) observing the same rules as before: and at the word, *Halt!* stand fast as before directed (3).

VI. The rank may then be told off into divisions, of four, six, or more men in each, according to the number of the whole rank. The right and left-hand

4 and 5 for marching. Particularly 1st, never to begin the motion, till the word of command, *March!* is fully pronounced. 2dly, Always to step off at first with the left feet; and, 3dly, at the word of command, *Halt!* to bring the feet square and even with one another.

(3) By wheeling the half circle, the rank changes its front, and is removed either to the right or left of its former ground; by the whole extent of its front; as may be seen in plate 46, fig. 3 and 4.

To bring it back to its former front and ground, it must be again wheeled about the same way, from *c* to *a*, which completes the circle.

hand men of each division, must be told, you are the right, you are the left, of the division : Then, if they are to wheel to the right, the right-hand men, are to be told that they stand ; the left-hand men, that they wheel. If to wheel to the left, then the left-hand men are to stand, and the right-hand men to wheel ; you then give the words :

*To the right, Wheel by divisions! (or by fours, six's, &c. according to the number of men in each division,) March!*

at which, all the divisions step off together with their left feet, and wheel a quarter of a circle, and then halt.

They will then be formed into as many ranks as <sup>Plate 46. Fig.</sup> there are divisions, each distant from the other, the <sup>5 and 8.</sup> extent of its front (4).

They may then wheel once more to the right which will again form them into a rank entire, fronting opposite to what they did before (5).

VII. After

---

(4) It is always customary to form into ranks, by wheeling to the right ; for which reason, we have represented it so in plate 46, figures 5 and 8. Though in teaching, it will be proper to accustom the men to do it to the left, as well as to the right.

(5) This changes not only the front, but the situation of the divisions ; that which was on the right, being now on the left : and removes the rank to the right, the extent of the front of one division. vid. fig. 6. To bring them back to their former situation and front, they must be wheeled, either twice to the right, or once to the right about. Fig. 6, shews the divisions wheeled to the right about. Fig. 7, shews the same done to the left about. If, after having wheeled by divisions to the right, you wheel them again to the left, and form a rank entire ; by this you preserve the same front, but change your ground ; being advanced to the front, by the extent of one division, and as much to the right. vid. plate 46, figure 8.

*Rules and Directions for Wheeling.*

VII. After this they should be made to wheel by divisions (or ranks of fours, six's, &c.) to the right and left about; always forming a rank entire, at the finishing of the wheel. For to do this, you give the words:

*To the right (or left) about, wheel by divisions! (or by fours, six's, &c.) March!*

at which all the divisions step off as before; and  
 5 wheel to the right or left a half circle; taking care to move evenly, and to come about, all together in the same time; keeping exactly on their proper ground, without losing their centre; and falling in, all at once, into their places in the rank entire: when they are all come about, they still keep moving their feet without advancing, and look to the right; dressing the rank at the same time; when they are dressed, you give the word,

*Halt!*

at which they all stand fast as before directed.

VIII. Wheeling thus by ranks, and then forming a rank entire, is an excellent method of bringing the men to wheel with exactness; for, if the flank men of each rank, who serve as centres, stir at all out of their proper ground, by not keeping fast the heel they turn upon; the ranks cannot wheel clear of one another, nor fall into their places in the rank entire. And if the ranks do not come about all even, and together, it is immediately perceived; so that, when the men are tolerably perfect in doing this, they will find every thing else in wheeling, very easy to them.

IX. The

*Rules and Directions for Wheeling.*

IX. The next thing to be taught the men is wheeling on the centre. To do this, you tell the rank into two divisions, and, after having informed the men which division they belong to, you give the words,

*Upon the centre, Wheel to the right! March!*

at the first word of command, the division upon the right goes to the right about.

At the word of command, *March!* both divisions wheel to the right, observing to move exactly even and together, and keep the whole rank perfectly straight and dressed; when they have wheeled the quarter of the circle. you give the words,

Plate 46.  
Fig. 9.

*Halt! Front!*

at which the divisions halt, dressing their ranks; and at the word, *Front!* the right-hand division comes to the right about.

*Upon the centre, Wheel to the right about! March!* Plate 46.  
*Halt! Front!* Fig. 11.

The same as the former, only describing the half circle.

*Upon the centre, Wheel to the left! March!* Plate 46.  
Fig. 10.

As before; only the division on the left goes to the right about.

*Halt! Front!*

The left-hand division comes to the right about again.

Upon the centre, Wheel to the left about! March!  
Halt! Front!

Plate 46.  
Fig. 12.

As before; only describing the half circle.

X. When the men are brought to wheel with tolerable regularity, which, by practising these methods, will be in a short time; it will be proper to make the ranks march, and wheel singly, one after another, at open order or six paces asunder; observing the directions before given, Chap. ii. Art. 1. §. 8. to keep the ranks parallel to one another, in marching; and taking particular care to make each rank wheel, exactly on the same ground as the rank preceding it did; coming up square to it, and not beginning to wheel, till the flank that is to stand, be precisely on the same ground that the flank of the other was. To make the men do this well, will require a good deal of care and attention; for they are excessively apt to incline to the outside, when they see the ranks before them wheel; and begin to wheel long before they come to the proper place; which has a very bad effect, and destroys all beauty and regularity in marching (6). The best way of teaching the men at first, is to make all the ranks halt,

Plate 46. Fig.  
13 and 14.

---

(6) See plate 46, figures 13, 14, where the ranks are represented in their proper situations, at *a b c d e f g h* the prick'd lines, *i k l*, shewing the places to which the ranks, *e f g h* will get, if the officers and sergeants on the flanks, do not take particular care, to make them keep the ranks parallel, and come up square to their ground. It is also to be observed here, that all marching is supposed to be done in a straight line, and all turnings by wheeling, at right angles.



as soon as each rank has finished wheeling; and set them right, placing them in the situation they ought to be in. Then again give the word, *March!* upon which the rank that is to wheel, wheels; and the others advance, and march forward six paces; then halt again, and do this every time that a rank wheels. By this method, the men will soon comprehend what it is they are to do; and, in a few times practising, will come up square to their ground, and wheel regularly after one another, without halting.

XI. As on certain occasions, particularly at a review, it is sometimes necessary to march the companies off by ranks of fours; it will be proper to teach the men this way of marching, and wheeling by single ranks, at open order. It being also the foundation for marching and wheeling by divisions in close order: because the wheelings in close order, with the rear ranks closed to the front, are governed by the same principles, and are done entirely by the same methods, as those in open order: the front rank, (which regulates the two others,) observing exactly all the rules that have been given for a single rank. But, as a single rank may be considered as a straight inflexible line; so three or more ranks, in close order, may be considered as a ruler or parallelogram  $A B C D E F$ , moved round on one of its angles  $C$ , as a centre: consequently the points  $F H D$ , must describe in wheeling the quarter of the circle, the arches of small circles,  $F f, H h, D d$ , and in wheeling the half circle, the semicircular arches  $F f f, H h h, D d d$ , (7).

Plate 47.  
Fig. 1.

For

(7) We have here only represented it, as moved to the right, on the centre  $C$ , because there can be no difficulty in comprehending

*Rules and Directions for Wheeling.*

For this reason, in wheeling to the right the rear ranks must incline a little to the left, in order to cover and keep in a line with their file-leaders; and, when they wheel to the left, incline a little to the right, for the same reason. The men in the rear ranks, are to close so as just to feel one another; and to take care to step off at the same time, and in the same manner, as the front rank: but, the exactness of the whole depending chiefly upon the front rank, the principal attention of the rear ranks must be to cover well, and to keep exactly behind their file-leaders in the front rank; closing up well to it, and not opening their order; as they will be apt to do, especially on the flank that wheels, if particular care be not taken to prevent it.

XII. In marching with the ranks at open order, if the divisions be large, and the front consequently extended, it is very difficult to wheel with regularity by single ranks: for as the the space to be gone over by the flank that wheels, is one quarter of the circumference of a circle, of which the whole rank is radius; it is evident, that the rank which follows, will have made six paces, (the distance allowed between the ranks,) long before the other that precedes it has finished its wheel; and will be obliged to halt, till it has done: and likewise, that the rank which precedes, will make more than six paces, before the rank following it can wheel; so that the proper distances between the ranks will be lost: for that reason, when the divisions are large, the best way, and that which is almost always practised, is to wheel in close order.

## XIII. To

---

ing the same, moved to the left on the centre A, and the points F G B, describing portions of smaller circles, in the same manner as the points F H D in this figure.

XIII. To teach the men to wheel with the ranks in close order, the same methods are to be pursued, as before directed for wheeling by single ranks (8).

First, to practise them in wheeling to the right and left, and to the right and left about. Plate 47.  
Fig. 2 and 3.

Then to form them into two or more divisions; and wheel them by divisions to the right and left about; forming the company at the finishing of each wheel, as directed in §. vi. and vii. of this chapter. Plate 47.  
Fig. 4, 5, 6, 7.

XIV. In wheeling upon the centre in close order, it must be observed, that each division is to turn, upon the man on the flank of the centre rank; and that man is to be cautioned, not to stir his heel off of the ground, but move round on it, as has been before directed for the front rank in §. ii. of this chapter. The two men in the centre, are to take care to come round together, and keep shoulder to shoulder; the men in the centre of the front and rear ranks, are likewise by no means to separate: therefore, in wheeling on the centre to the right, the front ranks should incline a little to the right,

---

(8) In order to explain the nature of the wheeling in three ranks in close order, the better, we have in plate 47, given plans of all the different wheelings (the methods of doing which in single ranks we have already described) as done by three ranks in close order; which, being perfectly analogous to those in plate 46, need little further explanation. We must only remark, that in the wheeling upon the centre in fig. 8 and 10, it must be observed, that the rear rank of the left-hand division is the front; and in fig. 9 and 11, the rear rank of the right-hand division is the front, as they are supposed to have just finished the wheel, and not yet received the word of command to front.

*Rules and Directions for Wheeling.*

right, and the rear ranks to the left; and contrariwise in wheeling to the left.

The words of command are the same as before;

*Upon the centre, wheel to the right,  
March!*

Plate 47.  
Fig. 10.

upon the first of which, the right-hand division goes to the right about; and at the second, *March!* both divisions step off together, and wheel in the manner as before directed; only that the rear rank of the right-hand division is now become the first rank, and leads. At the words,

*Halt! Front!*

the division which faced, comes again to the right about; and both divisions dress with one another.

In the same manner, they wheel to the right about.

Plate 47.  
Fig. 11.

In wheeling to the left, or left about, exactly the same rules are to be observed; only that the left-hand division goes to the right about, and its rear rank becomes the front.

The same rules that are given in §. x. of this chapter, for marching and wheeling by single ranks, hold good with regard to doing it by divisions or companies; and the same care is to be taken to make them keep exactly parallel one with the other; and come square up to their ground on which they are to wheel, and neither incline outwards, nor begin to wheel too soon.

C H A P



C H A P. IV.

DIRECTIONS for MARCHING and WHEELING by PLATOONS or DIVISIONS.

I. **I**N marching, the men must be taught, to assume a soldier-like air, to hold their heads up, look to the right, and, when they pass by an officer, look him boldly in the face: to keep their breasts forward, and their shoulders back; to lift up their feet, and extend their knees all together at the same time, their toes being turned out, and pointed rather downwards; and set their feet down firm at once, but without stamping: to preserve their ranks even, and not to open their files; to carry their arms well, pressing their piece well against their body, that it may be steady, and not waver; letting their right hand hang down by their right-side, without any motion.

II. The platoons or divisions (1) must march a moderate pace, by the common step, rather slow than otherwise, and the captain that leads the first platoon or division, ought to be very careful not to advance too fast; which would oblige those in the

---

(1) To avoid useless repetitions of words, we shall, in general, only use the word Platoon, though the same directions must be understood, as serving, likewise, for sub-divisions and divisions.

*Directions for Marching and Wheeling, &c.*

the rear to quicken their pace, and even to run in order to preserve their distances: which, besides its having a bad effect, would hazard putting them in disorder, and prevent their standing steady and dressing well, immediately upon the word being given to halt.

III. The ranks of a platoon, in marching, must be at equal distances from one another, that is to say, two paces; the officers also, are to keep equal distances between their platoons or divisions; which are not to exceed the extent of their front; reckoning from their front rank, to the front rank of the other division.

IV. The officers at the head of platoons must observe to keep at equal distances before them, and from one another; carry their fuses steady upon their right arms, and frequently look back to the right, to see how they march.

V. The officers who lead platoons, or divisions, must march before the centre of them; if there be three or more officers at the head, the subalterns on the right and left must divide the ground equally between the right and left flank; the captain being in the centre. If there be only two officers, they divide the front equally between them. The drummers must keep opposite the centre of the platoon; taking care strictly to observe their proper distances from the officers, and from the men (2).

VI. The

---

(2). The distance between the officers and the front rank of the men is four paces; between the drummers and the front rank of the men two paces.

## *Directions for Marching and Wheeling, &c.*

79

VI. The officers are to take care, that the right flanks of the platoons cover one another exactly; observing however, in wheeling to the left, that they are then to cover the left flank of the platoon preceding them.

VII. The officers must take particular care, when their platoons are to wheel, to make them come up square to the ground that they are to wheel upon, as directed in Chap. iii. §. 10.

VIII. When a division comes to the ground upon which it is to wheel, the officer commanding it gives the word of command, *Close up!* upon which the front rank-men keep moving their feet only, but the rear ranks close briskly up to the front; the officer then gives the word, *To the right (or left) Wheel!*

Upon which, the division wheels, taking care to step together, and wheel even; as soon as it comes about, the officer gives the words, *Halt! Dress!* upon which, the division stands fast and dresses at once. The officer then gives the word, *March!* upon which, the front rank steps off with the left feet together, afterwards the centre and rear ranks, taking care to open to the distance of two paces, as directed in Chap. ii. Art. 1st. §. 10. (3).

### IX. Which

---

(3) The halt here must be only momentary; just that the men may recover the step; and the word *March!* should be given, almost in the same breath with those of *Halt! Dress!* the instant the officer sees that the men are dressed, and ready to step off with the left feet. When they march so well as not to lose the step in wheeling, these words of command may be omitted; and should always be given in rather a low voice; so as to be heard only by the division that they are addressed to.

Q 2

*Directions for Marching and Wheeling, &c.*

IX. When the officer gives the word to the platoon to wheel, if it is to the right, the three ranks must immediately look to the left; and when they have wheeled, and the word *Halt!* is given, they must at once look to the right again.

X. In all wheelings, the sergeants must look to the flanks to see that the rear ranks keep close up to the front; they must halt at once with their platoon, and step off with their left feet together with them. The front rank steps off with the officer, and the rear ranks after the front in the manner already directed; and take care always that the men march even and steady, carry their arms well, and open to their proper distance in marching.

The officers in the rear of the platoons, must wheel along with their platoon; taking care still to cover the same files, and halt at the same time; stepping off together, as soon as the rear rank is got to its proper distance.


XI. When a battalion is marching by platoons, and has a defile or gate to pass through, the whole must close up; and the first platoon facing to the right, and marching by files, passes through as quick as possible, keeping up close; as soon as they have got a little distance from the defile, the officer gives them the words, *Front! Wheel to the right!* and then they continue their march with an even but slow pace; all the other platoons observing the same direction: but, if the defile be wide enough for half the platoon to pass, it will be better to break them into two divisions, and march through in that manner. The first division, after it is through, must march very slowly the short step, to give the other division time to join it by the oblique long step, and then both dress and advance very slowly.

XII. When



XII. When a battalion marching by platoons, is to form sub divisions; the adjutant will caution the officers leading the platoons, which way they are to incline, whether to the right or left; at the word, *Form sub-divisions* they will march by the oblique step, forming the sub-divisions in the manner directed in Chap. v. Art. iii. §. 4 and 5.

XIII. When the men are to club their firelocks in marching; upon the first word of command or signal for it being given, the men are to perform the first motion, when they step with their right foot; the second, when they step with their left; and the third, when they step again with their right foot; after which they must halt a moment, dress, and then all step off together with their left feet. The same directions must be observed, in coming again to the shoulder. When the men club, the sergeants are to club their halberds.



C H A P. V.

DIRECTIONS for the Days of EXERCISE, by  
single COMPANIES.

ART. I. *Of Sizing and Viewing the Company, and Forming it into Ranks at the Place of Assembly.*

I. **A**S soon as the sergeants have seen, that the men are properly dressed and accoutred, they

*Directions for the Days of Exercise,*

they are to draw them up in a single rank, divided into three equal parts or divisions (1).

The

(1) The fixing of a company well, contributes greatly to its good appearance; for which reason it is proper, that it should be not a little attended to.

Though the general rule is, that the tallest men should be in the front rank; yet, if a man has a fine person, and is well made, he ought to be put into the front, in preference to one who is somewhat taller, but not of so good a figure. Back rank should also be fixed separately, placing the tallest men on the flanks, and the lowest in the centre: this the sergeants may do with great ease, by having a size-roll of the company; and in a very short time the men will exactly know their respective places in the company, and what rank and file they are to be in; which is an affair of so small importance, in case of being broken and put in disorder, in order to rally and form again. For this reason, they ought to be cautioned, always, when drawn up, to take particular notice, and remember, not only the rank and file they are in, but likewise their file-leader, and right and left-hand men in the rank.

There has lately been communicated to us, a method of fixing and forming a company, which appears so easy, and at the same time so regular and elegant, that we cannot forbear giving it here, and recommending the practice of it. The author of it, is an able and experienced officer of the army\*, it is as follows; having an exact size-roll of your company, you begin with the lowest man, placing him in the centre, the next taller on the left, the next above him on the right, and so on alternately, forming a rank entire, till the tallest of all are on the flanks; you then tell off the rank into six divisions, telling the division on the right, and that on the left, that they are the front rank; the two divisions from the right and left nearer the centre, that they are the rear rank; and the two divisions in the centre, that they are the centre-rank. You then give the words,

*Form your ranks! March! Halt!*

At the word, *March!* the two divisions on the flanks, and the two centre divisions, all step off together with their left feet, the flank divisions

\* *Capt. Marshall of the 81st regiment.*

The tallest man must be placed on the right, the next size on the left, and the lowest in the centre division.

II. When the men are thus sized, they are to be told off into three equal divisions, telling the right-hand man of the right-hand division, that he is the right of the front rank; the left-hand man of the same division, that he is the left of the front rank; the right and left-hand men of the centre division, that they are the right and left of the centre rank; and the right and left-hand men of the division on the left, that they are the right and left-hand men of the rear rank.

Each rank, likewise, is to be told off into two equal divisions, if the number of files be even; if not, the advantage must be given to the right-hand division,

---

divisions making twelve paces, and the centre divisions six; and halt when they have made their number of paces, bringing their feet up square. You then give the word,

*To the right and left, March!*

upon which, the two divisions of the front rank, and those of the rear rank, face; those on the right, to the left, and those on the left, to the right; and at the word, *March!* step-off together, and march till they join in the centre; as soon as they have done this, you give the word,

*Halt! Front!*

upon which, they all face to the right and left, to their proper front.

The company is by this means at once formed into three ranks; the first rank being composed of the tallest men, the rear rank of those next in size, and the centre of the lowest; and each of those ranks sized from the right and left.

*Directions for the Days of Exercise,*

division, which is the first; and the men in each rank that are right and left-hand men of the first and second divisions are to be told so, and taughted to remember exactly their post in each division (2).

III. The officers will then inspect and examine the men, to see that the sergeants have done their duty; and that the men are exactly sized, well dressed, and their cloaths, hats, and accoutrements clean; and put on in a soldier-like manner; that their arms are clean and unloaded, and the locks in good order; that the bayonets are bright and fix well; and that their flints or pieces of wood, (which they ought to have on common days of exercise, instead of flints;) are well screwed and fastened in the cock. When they have seen that every thing is as it should be, and have corrected all faults; they will then take post with ordered fusées, at the distance of four paces, or eight feet, before

Plate 48.  
Fig. 1.

---

(2) We all along suppose the companies to be of forty men each, according to the present establishment in Norfolk, making thirteen files, exclusive of the hatchet-man; and taking up in front, thirteen paces of two feet each; the first, or right-hand division, consisting of seven files; the second, or left-hand division, of six. But as the difference is very trifling, and would scarce be perceptible on so small a scale, and the companies will not always be complete under arms; we have in our plans, represented both divisions as equal, or of six files each.——If the companies were much more numerous, they should be divided into four divisions; in which case, the captain leads the first, and the ensign the third, the lieutenant bringing up the rear. In general, the rule is, that the chief, or commanding officer, leads the whole, the second in command brings up the rear, and the others lead the intermediate divisions.

The different methods here laid down, for the marching off in two divisions, will serve equally for four or any other number, as we shall occasionally explain in the notes.

*by single Companies.*

file the front of the men; the captain facing and opposite to the centre of the front rank, the lieutenant to that of the rear rank, and the ensign to that of the centre rank.

The sergeants are to post themselves on the right of the front rank, in a line with the men; the drummers on the right of them, and the hatchet-men (if any) to the right of the drummers: the corporals are to be posted on the right of the front and rear ranks, and the six grenadiers are to be posted, two on the right of each rank, composing the two right-hand files (3).

IV. This inspection being over, the company is to be formed into ranks; the right-hand division, as we observed before, making the front rank, the centre division the centre rank, and the left-hand division the rear rank; in order to do this, the commanding officer gives the words,

*To the right! Wheel and form your ranks! March!*

at the word *March!* the three ranks step off together with their left feet, and wheel to the right; the front rank halts, as soon as it has finished the wheel; but the centre and rear ranks move forward, and close up to the distance of six paces from one another. The officers are now to take their posts in the front; the captain in the centre, lieutenant on the right, and ensign on the left; one sergeant on each flank

of

---

(3) A company in this situation, is represented in plate 48; fig. 1.

*Directions for the Days of Exercise,*

of the front rank ; the drummers and hatchet-men to the right of the front rank (4).

V. It will be proper, in forming the single rank at first, to take care and place it as much as possible in such a manner as to have room to wheel and form the ranks, and to march off by the right, to the place where the company is to be exercised, that being the easiest and most regular manner of doing it ; however, as oftentimes the situation of the place of assembly may not allow of it, and there may not be room to form the ranks by wheeling ; the company may be formed into ranks, by the commanding officer, giving the words of command,

*Centre and rear ranks, Face to the right ! March !*

upon the first of which, the centre and rear ranks face to the right ; and, at the word *March !* they double behind the front rank, and halt when the right-hand men of each rank are even with the right-hand men of the front rank ; then the officer gives the words,

*Halt ! Front !*

on which both ranks face to the left, dressing their ranks, and covering the file leaders exactly. The lieutenant

(4) Plate 48, fig. 2, represents a company, thus formed by wheeling, and the ranks closed up to six paces distance ; the picket lines *a-b-c-d*, showing the places, where the two rear ranks finished their wheel, and from whence they advanced to their proper distance.

*N. B.* At open order, the ranks are to be at six paces asunder ; if at close order, at one pace only, and in marching, at two paces.

lieutenant and ensign face with the centre and rear- ranks, and, as they double behind the front, march to their posts as before directed in §. the 4th: the lieutenant to the right, and the ensign to the left of the front rank. The captain remains in the centre (5). Plate 48.  
Fig. 3.

## A R T.

(5) The ranks will be then in close order, and, if there is occasion, may be then opened forwards or backwards, as suits the ground best; to open forwards, the words are to be given,

*Front ranks, Advance to open order! March!*

at which the front and centre ranks step off together with their left feet; the centre rank makes five paces and halts, bringing their feet square; the front makes ten and does the same, both ranks taking care to dress immediately.

To close them backward, the words of command are,

*Front ranks, to the right about! March!*

on which the front and centre ranks go to the right about; at the word, *March!* they step off with their left feet, and close back to the rear; the centre rank making five, and the front rank making ten paces, and halt, bringing their feet square, at the words,

*Halt! Front!*

at which the two ranks which closed, come to the right about.

To open backward, is performed as described in explanations 44, 45, and 46, of the Manual Exercise, the words of command being;

*Rear ranks to open order?*

*March! Halt! Front!*

R 2

This

*Directions for the Days of Exercise,*

is, they must have a full view of the ground, and be acquainted with the position of the company, and the place of exercise, before they begin to march.

A R T. II.

*Of Marching off the Company to the Place of Exercise.*

1. **W**E shall now give several methods of marching a company off from the place of assembly, and of forming it again, when it comes to its ground at the place of exercise; we do not pretend to say, that they are all equally easy or useful; but as the militia officers and men, will but very seldom have an opportunity, of seeing any thing of a battalion and its evolutions; and then only for a very short space of time; we are willing to give them as many different methods of marching and forming, that may be practised by a single company, as we can.

For, when the men are once well grounded, in facing, wheeling, and marching in small bodies; and are become attentive to the word of command, so as to execute it readily and without hesitation, as soon as given; whatever is to be done in battalion, will be vastly easy to them, and the officers, by practising with their single companies occasionally, the

---

This manner of forming the ranks is represented in plate 10, figure 3; the letters *a b c d*, shewing the places of the ranks when opened to the front; and *e f g h*, their places when opened to the rear.



the various manners which we have here given, of marching off, and forming again;) will acquire an insight into the nature of the evolutions; so as to be able, with a very little instruction, to comprehend and perform all that will be required when the battalion is assembled: as it will be very little different from what they have already practised with their particular companies. The gentlemen of the regular forces must not laugh at us for this; their being so often exercised in battalion, and having so many general field days, give them frequent opportunities of learning their duty with great facility, and they may take their ideas at once (if I may use the expression,) from the life and nature: whereas we are obliged to do it in miniature, and from small models.

II. One of the easiest and best manners of marching a company off to the place of exercise, on common occasions where you do not want to parade, (especially if there be gates or other narrow passages to go through,) is to close the rear ranks to the front, then face the whole to the right, and march off by the flank. The captain is to march at the head of the centre of the first file, the ensign on the flank of the front rank, and the lieutenant in the rear, opposite to the centre of the last file; the drummers just behind the captain, and the sergeants before the right and left of the first file (6).

Plate 48.  
Fig. 4.

III. But

(6) In doing this, care must be taken to make the men step off with their left feet all together, at once, and not open their files to above one pace distance, observing the rules given in Chap. II. §. 9. If there be any turnings, they wheel by files, following one another as close as possible. Vid. plate 48, figure 4.

*Directions for the Days of Exercise,*

III. But in general, a company should be marched off in two divisions; the right-hand division being the first, led by the captain, the second by the ensign, and the lieutenant bringing up the rear. The sergeants are to be, the first, on the right of the front rank of the first division, the other, on the left of the front rank of the second division; the drummers are to fall in between the front rank of the first division, and the captain that leads it; who is to be advanced four paces before the front of his division; and the hatchet-men twelve paces before him, with his firelock on his right arm. The officers may either carry their fuses on the right arm, or in the right hand, as they chuse it, till they come to the ground on which they are to form; and then they must carry their fuses on their right arm.

IV. If the company is to march off to the right, after having closed the rear ranks to the front, the commanding officer gives the words,

*To the right, Wheel by divisions! March!*

Plate 48.  
Fig. 5.

at which both divisions wheel at the same time to the right, and march off; opening their ranks in marching, as directed in Chap. ii. §. 10. (7).

Plate 48.  
Fig. 6.

V. If it is to march to the left; the first division marches forward a few paces, and wheels to the left; the second, as soon as the first has finished its wheel, and is opposite to its right flank, begins to march

---

(7) Vide plate 48, figure 5, where the two divisions are represented, as having both wheeled together to the right, from *a* to *b*, and from *c* to *d*.

march forward; and, when the first is past its left flank, wheels after and follows it (8).

VI. If the company is to march straight forward to the front; one method is, when the officer that leads the first, or right-hand division, gives the word *March!* for the officer commanding the second division to give the word,

Plate 48.  
Fig. 7.

*Wheel to the right!*

As which the second division wheels to the right; as soon as it has finished the wheel, the officer again gives the word, *Wheel to the left!* and wheels to the left, which brings it directly on the ground of the first division (9).

VII. When there are many divisions, this last is the properest, and most regular method; where there are only two, when the officer that leads the first division, gives the word, *March!* the officer commanding the second, may order it to face to the right; and, as soon as the rear rank of the first division is got past the front rank of the second, he gives the word *March!* upon which the second division

Plate 48.  
Fig. 8.

---

(8) Vide plate 48, figure 6, the first division is represented, as having wheeled from *a* to *b*, and marched on past the front of the second division, which is advanced to *e* *c*, and ready to wheel from *e* to *d*.

*M. B.* Each particular officer commanding a division is to observe, and give the proper words of command to it, to march, halt, and wheel at the proper times, as directed by these explanations.

(9) Vide plate 48, figure 7, where the second division has finished the wheel to the right, from *a* to *b*, and is ready to wheel to the left, from *c* to *d*, to follow the first division, which is marched on.

*Directions for the Days of Exercise,*

vision marches by the flank, till it comes exactly upon the ground on which the other stands; *March!* gives the word,

*Turn to the left!*

At which the division turns to the left, as directed in Chap. ii. Art. ii. §. 6. and follows the first division (10).

VIII. The second division may follow the first by the oblique step; when the first division has made three paces, the officer commanding the second gives the words,

Plate 48.  
Fig. 9.

*Incline to the right! March!*

Upon which it follows, marching by the oblique step to the right, till it covers the first division; and then marches forward after it (11).

A R T.

(10) Vide plate 48, figure 8.

(11) Vide plate 48, figure 9, where the second division has followed, by the oblique step, from *a b*, to *c d*, till it covers the first.

The directions, here given for marching in two divisions, will serve equally for any number, and consequently show the manner of marching off a whole battalion by divisions or companies. If there are more than two divisions, and they are to march to the right; all the divisions wheel at the same time to the right; if to the left, each division marches forward, when that division which was on its right has finished its wheel; and wheels after it to the left, as soon as it has passed its front.

If they are to march straight forward, and there are more than two divisions; all must wheel to the right, except the right-hand one, which marches straight forward; and, as each division wheels to the left, the others follow up in succession to its ground; and wheel



A R T. III.

*Of forming the Company, and Drawing it up on the  
to the w. zwollack of Exercise.*

**W**HEN a company wheels in order to form,  
as soon as the captain comes upon the  
ground where he intends to halt, he faces his di-  
vision,

when likewise to the left after it, covering the divisions before them.

As the marching off the companies by ranks of fours, is some-  
times practised at a review, we shall just mention the method of  
doing so. The ranks being at open order, all the three ranks  
wheel together to the right by fours; then the right-hand four  
of the front rank of the company on the right, wheel to the left,  
and march forward; the whole front rank following up by ranks  
of four; wheeling to the left upon the same ground, and march-  
ing forward likewise after the first. When the last four of the  
front rank wheel to the left, the right-hand four of the centre  
rank do the same, and that rank marches off in the same manner  
as the front rank did. The right hand four of the rear rank  
wheel to the left of the centre rank, and that rank marches off  
as the centre rank did. After that the right-hand company ad-  
vances to the ground of the first, and marches off exactly in the  
same manner as that did; the front rank first, then the centre  
rank, and then the rear rank. The other companies follow suc-  
cessively, till they are all marched off. When they come round  
to the left of the ground that they were upon at first, the front  
rank of each company wheels to the left, and marches along the  
ground where the front rank stood; the centre and rear ranks pass  
the front rank, and do the same, on that where the centre and  
rear ranks stood; when the right-hand company comes upon the  
ground

PART II.

S

*Directions for the Days of Exercise,*

vision, and gives the word *Halt!* At which the drummers advance to the front ten paces, beating the troop, and take post opposite to the centre of the company. The hatchet-man does the same, only two paces more advanced than the drummers; and they come to the right about together, facing the men. The lieutenant and ensign when they come up, take post, the lieutenant on the right, the ensign to the left, four paces advanced before the front, and face the men; the captain posts himself before the centre. When the captain has seen that the men dress well, and the files cover as they should do; he gives a signal to the other officers, and they all go to the right about together; the drummers then cease beating.

Plate 49.  
Figure 10.

II. To form a company upon its ground, either for review or exercise; it must be considered, whether it comes on to it from the right, left, or rear; if it comes from the left, as soon as the first division comes within the breadth of its front of the right of the ground that they are to form upon, both divisions wheel to the left, at the same time; and, having finished their wheel, halt together, dressing their front even with one another (12).

Plate 49.  
Figure 11.

III. When a company comes to its ground from the right, the first division wheels to the right, and, advancing

---

ground where it stood before, it halts, and each company does the same upon its own ground, then they wheel to the left by fours, which fronts them exactly as they were at first.

(12) Vide plate 49, figure 10, in which both divisions are represented as actually upon the wheel, from *a* to *b*, and *c* to *d*, from whence they advance, and dress with one another at *e f*. This shews also, that the second division must slacken its motion  
in

advancing six or eight paces to the front, halts on its ground; the second division, as soon as it has passed behind the rear of the first, and is even with its left-hand file, wheels to the left, and joins the left flank of the first, dressing its ranks with it. The officers, drummers, &c. post themselves as in the former explanation (13).

IV. A company that comes directly up from the rear, may be formed by the oblique step; the second division inclining to the left, after the first has halted, till the right flank of the second is even with the left of the first; and then marching straight forward (14). Plate 49.  
Fig. 12.

V. The first division may likewise, in marching, incline to the right by the oblique step; while the second inclines to the left, till the left flank of the first is clear of the right flank of the second division; and then they both march straight forward: the first division making short steps, and the second making long Plate 49.  
Figure 13.

in wheeling, so as not to interfere with the rear rank of the first.

(13) This is represented in plate 49, figure 11. The first division, after having wheeled from *a* to *b*, advances to *f g*, to give the second, which follows it, room to pass by its rear. As soon as the front rank of that division is even with the left flank of the first, it wheels from *c* to *d*, and advances to *e f*, dressing its ranks with the first. In the plan, the second division has finished the wheel, and the first is represented as just about to halt; the drummers not being yet advanced, and the captain still at the head of the division.

(14) Vide plate 49, figure 12, when the first division halts at *a b*, the second inclines to *c*, and then advance to *d e*, dressing with the first division; the officers and drummers are represented as not yet having taken their posts.

*Directions for the Days of Exercise,*

long steps, in order to come up and dress with the first (15).

Plate 49.  
Figure 14.

VI. It may likewise be done by the second division wheeling to the left, and again to the right, and then marching up to dress even with the front of the first division (16).

Plate 49.  
Figure 15.

VII. When a company is thus formed, the rear ranks are to take their distance of six paces, as directed in explanation xliiv. of the Manual; the sergeants fall back into the rear, at four paces distance behind the men; the drummers advance ten paces to the front, and face to the right about to the company. The hatchet-man posts himself two paces beyond the drummers, and likewise comes to the right about facing the company.

Plate 49.  
Figure 16.

VIII. The captain then faces to the right about, and advances twelve paces to the front, and comes again to the right about. The drummers are then posted

(15) The dotted lines at *a*, plate 49, figure 13, represent the place of the first division when they both began to incline to the right and left; and those at *b*, that of the second; the pricked lines at *c*, represent the ground they are to come up to, and where the first division is supposed to be halted.

(16) Plate 49, figure 14, shows the two wheels of the second division from *a* to *b*, and from *c* to *d*. The very same directions will serve for forming any number of divisions into companies or battalions: if they come from the left, they all wheel at once to the left, as soon as they are all come upon their proper ground; which is, when the first division is within the breadth of its front, from the right of the ground it is to form upon. If they come from the right, the first division wheels to the right and advances: the rest following successively, and doing the same, as in Art. II. §. 3, of this Chapter. If from the rear, they may form by the methods directed in §. 4, 5, 6, &c. shall be found most convenient.



posted on his right. The lieutenant and ensign, when the captain advances, fall in on the flanks of the front rank; the lieutenant to the right, and ensign to the left, the sergeants come up to the right and left flanks of the rear rank.

IX. In this situation, the captain, or commanding officer, will make them go through the Manual Exercise, and such parts of the firings as he shall think proper (17); after which, he will practise them in marching, both straight forward, and by the oblique step; in turning, and wheeling likewise; and in the various methods of marching off, and forming by divisions as before directed. When they have done as much of these things as shall be sufficient, he will march them back to the place of assembly, in the same manner as they marched from thence, and draw them up there. He then will give the words of command to open their ranks, and order their firelocks; and the officers will again inspect the arms and accoutrements, to see if they are clean and in order; and cause the sergeants to take an account of what is broken or amiss; giving such other orders as shall be necessary: after which he will command them to rest, shoulder, and club their firelocks; then give the word, *To the right about!* and dismiss them with the ruffle of a drum (18).

Plate 49.  
Figure 17.

---

(17) When the rear ranks close to the front, in order to perform the firings, the officers and sergeants are to keep their posts as before: and the sergeants close up with the rear rank, as in plate 49, figure 17.

(18) If the men are to lodge their arms in a house, church, or other place, that they can conveniently march into, the officers may make


*Directions for the Days of Exercise, &c.*

make them rest their firelocks; and then give the word,

*Face to the right!*

and so make each rank file off, with recovered arms, singly from the right, the centre rank following as soon as the front rank has marched off, and then the rear rank, the drum beating the troop.

End of the Second PART.






P A R T III.







# PART III.

---

## DIRECTIONS

To be observed in the

## YEARLY REVIEW


BY

BATTALION in WHITSUN-WEEK.

---

### CHAP. I.

DIRECTIONS *for the assembling and forming the*  
BATTALION *by COMPANIES at the*  
PLACE *of EXERCISE.*

- I.  WHEN the battalion is assembled in the  
Whitsun-week, and is ordered under  
arms; the companies are to repair im-  
mediately after the assembly has done  
beating, to their respective captains  
quarters; where the officers will, with all expedition,  
size, inspect, and form them; and then march them  
off to the general rendezvous, according to the direc-  
tions in Part II. Chap 6.

PART III.

T

II. When

*Directions for the assembling and forming the*

II. When they come to the general parade, or place where they are to form in battalion, they are to draw up in the following manner; the eldest or colonel's company, is to be on the right of the centre of the battalion; the second or (lieutenant colonel's,) company, on the left of the centre; the third (or major's,) on the right of the first; the fourth (or first captain's,) on the left of the second; the fifth (or second captain's,) on the right of the third; the sixth (or third captain's) on the left of the fourth; the eleventh (or eight captain's,) on the right of the fifth; the twelfth (or ninth captain's) on the left of the sixth; the ninth (or sixth captain's,) on the left of the eleventh; the tenth (or seventh captain's, on the left of the twelfth; the seventh (or fourth captain's,) on the right of the ninth; and the eight (or fifth captain's,) on the left of the tenth, leaving one pace interval between each; except the first and second company, which are to leave five paces between them (1).

## II. So

---

(1) By this means, the six eldest companies will be in the centre, and the eldest of the other six on the flanks, the youngest of all being in the centre of each flank, in order as follows.

Plate 50.

---

8	10	12	6	4	2		4	1	3	5	11	9	7
---	----	----	---	---	---	--	---	---	---	---	----	---	---

---

We must observe once for all:—that when we mention 1st. 2d. or 3d. companies, we reckon by seniority as we do here: when we speak of the 1st. 2d. or 3d. platoon, subdivision, or division; if we are treating of marching, or the evolutions, we then reckon from the right of the battalion to the left; but if it is in any manner relating to the firings, we then count them according to the order in which they are to fire: that a platoon and a company, according to our disposition of the battalion, are the same;—that by subdivisions, we understand two companies joined; and by grand divisions, three companies.

III. So soon as each company wheels, in order to come up to its ground, the drummers march forward, beating the troop, ten paces beyond where the front rank is to draw up; opposite to the centre of the company: then face to the right about, continuing to beat till the officers are at their posts, when they are to cease; the hatchet-man or pioneer, advances two paces beyond the drummers, and faces to the right about likewise.

One serjeant comes up to the right of the front rank, of each of the six companies on the right; and one to the left of the front rank, of each of the six companies on the left; the remaining serjeants divide their ground equally in the rear, or take post opposite the centre of the rear rank of their respective companies; ordering their arms at the same time the officers do.

IV. So soon as the officers come up to the front, they are to face to the right-about; the captain taking post opposite to the centre of his company, the lieutenant upon the right, and the ensign upon the left of the companies, at eight feet or four paces distance from the front rank.

After the officers have seen that the files cover well, and that the ranks are straight; the captain gives a sign to the subalterns, and they all come again to the right about (to their proper front,) together, ordering their fuses, (2).

T 2

Each

---

(2) When the officers are either to order their fuses, or carry them on their right arm in facing to the right-about, they are to do it in three motions; as directed in expl. 1st. and 2d, in the officers exercise; performing the first motion, when they bring their feet into the position of the first motion of Expl. 18, the second when they

*The Manner of forming the Battalion, &c.*

Each captain is to have a field return of his company ready, to give the adjutant, containing the

- Names of commissioned officers, present or absent.
- Number of non-commissioned officers, present or absent.
- Number of men ————— present under arms.
- Number and names ————— of those who are absent,

specifying whether with, or without Leave, and the reasons of their absence; likewise the number wanting to compleat the establishment.



## C H A P. II.

The MANNER of forming the BATTALION in order to be REVIEWED.

I. **T**HE companies being thus drawn up, the major will give the word,

*Form Battalion!*

Upon which the six companies on the right face to the left, and the six on the left to the right; at the same time the six grenadiers of each company face, those of the six companies on the right, to the right; and those of the six companies on the left, to the left; the

---

they face about, and the third when they plant the right foot. If they are to face only to the right or left, they then perform the 1st. and 2d. motion of facing, and do the 3d. (of bringing the butt of the fuscé on the ground, or dropping it on their right arm) after they have faced.



the hatchet-men face inwards to the centre, the drummers face to the right and left outwards; except the drum-major and orderly drummer, who are to remain in the front with the commanding officer: the officers face to their proper posts, carrying their fuses on their right arms (3). The first captain's post is to be in the centre between the colours, the second to the platoon of grenadiers on the right; and the third to the platoon on the left; the 9th. and 7th. companies to give a lieutenant each to the platoon of grenadiers on the right; and the 8th. and 10th. to give one each to the platoon on the left; the 11th. and 12th. companies to give each one ensign to carry the colours, or supply the places of those ensigns that do, (4) at the word,

*March!*

the whole step off together; the companies closing up to their proper or one pace, distance, and the grenadiers marching, in the rear of the ranks to which they belong, to the flanks of the battalion. The officers take their posts opposite to the outside files of each company, the first captain and the two ensigns with the colours, opposite to the centre of the battalion: the drummers march forwards, till they are opposite to the intervals left between the battalion and the grenadiers; then turn to the right and left, and march into them, forming in two ranks  
on

---

(3) As directed in note 2d. of the preceding chapter.

(4) By this disposition of officers, each platoon of Grenadiers, will be commanded by a captain and two lieutenants; the six youngest companies, will be commanded by their own captains and a subaltern each; and the six eldest companies, by a lieutenant and ensign each; except the colonel's company, which will be commanded by the captain-lieutenant.

*The Manner of sending for and lodging the Colours.*

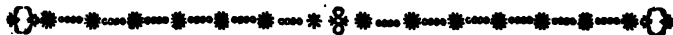
on the flanks of the battalion : and there must be five paces allowed between the grenadiers and battalion for that purpose ; the grenadier drummers draw up on the outside flank of their companies ; at the same time the hatchet-men are to form in three ranks opposite the centre, and march into the space left for the colours : the major then gives the words,

Plate 50.  
Plan 2.

*Halt! Front!*

at which they all come at once to their proper front ; dressing exactly with the ranks of the battalion.

II. The sergeants fall back to the rear, and cover the outside file of each company, ordering their halberds. The colours are now to be sent for, if not already in the field ; and when they have taken their posts in the centre, the battalion will be in the proper order to be reviewed standing.



### C H A P. III.

#### The MANNER of sending for, and lodging the COLOURS.

I. **W**HEN the parade is at any considerable distance from the place where the colours are lodged, it is usual for the field officers companies to assemble there, and carry them to the place of exercise ; that no time may be lost in sending for them. In this case the captain-lieutenant marches at the head of the first division, and the ensign carries the colours furled at the head of the second

### *The Manner of sending for and lodging the Colours.*

107

second division; the men having their arms shouldered; and the drummers beating a march. The lieutenant colonel's company is to observe the same method, in carrying their colours with them; and if the proper officers belonging to the companies are absent, others must be ordered to them for that purpose.

When the colours are brought in this manner, they are to remain with the companies, till the word is given to form battalion; at which word of command, the ensigns are to march with them to the centre; at the same time advancing and displaying them.

II. If the colours are not already brought into the field by the companies, then as soon as the battalion is formed, they are to be sent for in the following manner. The major is to order one of the grenadier drummers to beat the drummer's call, upon which the ensigns who are to carry the colours, one half of the drummers, and all the hatchet-men, are to repair to the head of the first company of grenadiers; and form there in three ranks, with their firelocks slung and the hatchets shouldered; the captain posts himself two paces before the ensigns, with one lieutenant on the right, and the other on the left of the ensigns; the hatchet-men march before the captain, the drummers in two ranks behind the officers; then the company of grenadiers in two divisions; they are to march with their firelocks on their right arms, the drummers beating the troop, till they come to the place where the colours are lodged. The captain will then form the company, and give the words of command,

March

*Fix your Bayonets! Shoulder!*

As

*The Manner of sending for and lodging the Colours.*

as soon as the ensigns receive the colours, the captain gives the word of command,

*Present your Arms!*

and the drummers beat a point of war; after which the captain gives the word,

*Carry your Firelocks on your Right Arm! March!*

He then marches back to the battalion, in the same order as he came from it, the drummers beating the troop, and the ensigns carrying the colours advanced and displayed, marching round so as to come first upon the left flank; as soon as he comes within 50 paces of the battalion, the major gives the word to the battalion,

*Rest your Firelocks!*

and when they come within ten paces, he gives the word,

*Face to the left!*

and the battalion drummers beat a march. When the captain with the grenadiers has marched past the left flank, he is to wheel twice to the left and halt his company, dressing with the battalion, till the major gives the word to the battalion,

*Face to the Right!*

at which they all face to the right; the officers with the colours, march in the front of the line of officers, who are all to take off their hats as the colours pass by them; the drummers between the officers and the front rank; and the grenadiers in the rear of the ranks to which they belong, till they come  
to

to the centre ; they halt there with the colours, and all the drummers cease beating : the grenadiers keep marching till they come to their former ground, on the right flank of the battalion ; when the captain gives the words

*Front !—Return your Bayonets !—Rest your Firelocks !*

The major then orders the whole to shoulder.

III. When the colours are to be sent back, (or lodged according to the military phrase,) the drummers call is to be beat at the head of the grenadiers ; on which, the ensigns with the colours, are to repair thither immediately, and draw up as before. The captain of the grenadiers is then to order his company to fix their bayonets, and carry them on their right arms ; and as soon as the major has ordered the battalion to present their arms, he is to march back with the colours, to the place where they are to be lodged ; the drummers beating the troop as before. The ensigns are to carry the colours back, in the same manner they brought them, that is, advanced and flying ; and as soon as they arrive at the place, and the company is drawn up, the captain is to order them to present their arms, and the drummers beat a point of war ; the ensigns then are to furl the colours, and lodge them : when this is done, the captain is to order the grenadiers to unfix, return their bayonets, and carry their firelocks on their right arm : after which he is to march back to the battalion : unless he is ordered to dismiss his men, as soon as the colours are lodged ; in which case, when the bayonets are returned, he is to order them to shoulder, then club, and dismiss them with the ruffle of a drum.



## C H A P. IV.

The MANNER of receiving the LORD-LIEUTENANT of the COUNTY, and being REVIEWED standing.

I. **B**EFORE the lord-lieutenant appears, the major is to order the battalion to fix their bayonets. (5)

II. The lord-lieutenant will always come up to the right flank of the battalion first; when he is within 20 yards, the major gives the word,

*Present your Arms!*

And then takes his post on the right of the battalion, as the adjutant does on the left; dressing with the front rank, and saluting the lord-lieutenant as he passes, with their swords.

III. As he passes along the front, the officers are to salute him with their fuses; in the manner directed in the officers exercise: and must time it in such a manner, that each may finish his salute, and pull off his hat, just when he comes opposite to him.

The

---

(5) The lord-lieutenant is considered, as general in chief of the militia of his county, and therefore we have directed the receiving him with all military honours. If it be only the colonel that reviews, he is to be received without fixed bayonets, and the drummers only to beat a ruffle.

If

### *The Manner of receiving the Lord-Lieutenant, &c.*

111

The ensigns who carry the colours, are to drop them ; bringing the spear pretty near the ground, just when the colonel drops the point of his bayonet ; pulling off their hats at the same time ; and are not to raise the colours, till he has past them.

The grenadier drummers, are at the same time to beat the grenadiers march ; and the other drummers, the battalion march.

IV. As soon as the major has saluted, he will post himself at about 50 paces before the centre of the battalion ; that he may be ready to order the men to face, when the lord-lieutenant goes round the battalion : and, as it is impossible for the words of command to be distinctly heard by the whole, when the drums are beating, the drummers should have directions to cease, as soon as the lord-lieutenant comes to the flank of the battalion : and not begin beating till the word of command is given,

*Face to the Left !*

and when he comes to the left flank of the rear rank, they should cease again, till the battalion has faced a second time to the left ; the same rule should be observed when he comes to the right flanks of the rear and front rank.

V. After the lord-lieutenant has gone round the battalion, and proceeding to place himself opposite to the centre, is about 20 paces before the front rank, the major is to order the battalion to shoulder.

U 2

VI. The

---

If the militia should be drawn out into actual service, then the rules which the army observe, must be followed ; as to the honours paid to the different degrees of generals.

VI. The lord-lieutenant having placed himself opposite to the centre of the battalion, the major then orders the battalion to present their arms: all the drummers beat the march, so soon as the men come down to the rest; the major then raising his sword, and dropping the point, gives the signal for all the officers to salute together; and the ensigns drop the colours; the whole having pulled off their hats together, are to remain so, till the major raises the point of his sword; on which the officers are all to put on their hats at the same time (6).

VII. As soon as this ceremony is over, the lord-lieutenant will then acquaint the commanding officer, what he would have the battalion perform; that depends on him, and therefore no certain rule can be prescribed: but it is to be supposed, that he will see it first go through the manual exercise; then  
perform

---

(6) When the lord-lieutenant has viewed the battalion, and all the officers have saluted him, he will take his post opposite to the centre of the battalion: the colonel marches forward, and places himself by the lord lieutenant; and remains there till the manual exercise is finished, and the battalion proceeds to prime and load, and close the rear ranks to the front, in order to go through the firings: he is then to return to his post, and give the proper directions for the battalion to charge.

In the absence of the colonel, the lieutenant-colonel is to perform all the other parts of the colonel's duty, in the command of the battalion; but if the lieutenant-colonel be absent, or commands the battalion, his post is never supplied by any other officer.

When the command falls to the major, by the absence of the colonel and lieutenant-colonel; he is then to take the colonel's post, at the head of the battalion, and salute with his fusée: in that case, the eldest captain is to take the major's post on horse-back; the major then remains on foot, and acts in every respect as the colonel should do were he present.



perform some of the evolutions, and the firings; and afterwards cause it to march by him, by single companies.



C H A P. V.

The METHOD of forming the BATTALION for EXERCISE, and the PERFORMANCE of the FIRINGS.

I. IF the lord-lieutenant will have the battalion begin with the manual exercise, the major will give the words of command,—

*Officers, take your Posts in Battalion! March!*

Upon which all the officers and drummers go to the right about; the officers carrying their fuses on their right arm; and the serjeants their halberds advanced; at the word,

*March!*

the officers which are not to command the platoons, are to march first through the intervals to the rear, and draw up opposite the centre of their respective companies; the ensigns with the colours march into the centre rank of hatchet-men; one of the hatchet-men going back to the rear rank, which will make room for the colours. The first captain will march into the centre of the front rank of the hatchet-men; the officers that are to command the platoons, march into the intervals of the front rank; the serjeants, as soon as the  
the

*The Method of forming the Battalion, &c.*

the officers which go to the rear, are past them, march forward into the centre, and rear ranks, and cover the officers in the front : the drummers march to the rear, and divide into four divisions ; except the grenadier drummers, who are to be in the rear of their own company. At the word

*Front!*

the officers and drummers come to the right about to their proper front.

In this position the battalion is to go through the manual exercise ; after which they will prime and load, close the rear ranks to the front, and go through the firings ; first by companies, which will be 12 platoons, exclusive of the two grenadiers companies, making in all 14 ; then by double companies, which with the two grenadier platoons, will make eight.



## C H A P. VI.

### Of the F I R I N G S.

#### *ART. I. General Directions for the Firings.*

I. **D**URING all the firings, silence must be kept in the ranks, and no talking, spitting, or moving about, to be permitted ; and the men, as soon as their platoon or division has loaded and shouldered, must instantly look to the right, carry their arms well, dress their ranks and files, and stand perfectly

perfectly quiet and steady, without the least motion ; as in the performance of the manual exercise.

II. In making ready in the firings, the motions must be performed, in the same manner as directed in the manual exercises ; except that the men are not to make any sensible pause between them ; but yet take care to perform every motion exactly.

III. In making ready, the firelocks must be kept dressed in a line, and at a steady recover, rather higher than in the common position of the rest ; and must take care to come down exactly together, in performing of which motion, they must plant the butt-end strong upon the ground, keep their head and body upright, and their left feet fast ; the butts of the whole rank being dressed in an exact line.

IV. The platoons or divisions in presenting, must dress their pieces exactly ; the front rank taking care to level horizontally, and the rear ranks to sink their muzzles a little, the butt resting even with the shoulder ; and the men must sink their heads a little, in order to take a better aim, and look boldly into their fire. The officers are to give great attention to make them level well.

V. At the Word *Fire!* the men must draw their triggers briskly, that their pieces may be sure to go off ; the front rank must rise up nimbly, and all three ranks come at once to the priming position. Every man must load quick, doing all the firing motions properly, and particular care must be taken, that none be omitted, or any performed ; but such as are necessary, and as follows.

IV. The

VI. The men must half-cock their firelocks briskly, in coming to the priming position; and take hold of their cartridges as quick as possible, biting the tops off so far, that the powder may fall into their mouths; then prime, (1) shut their pans, and cast about to charge, very quick; taking care in casting about, not to spill any powder out of the cartridge; they must then bring up their cartridges nimbly to the muzzle, shake the powder down the barrels, draw their rammers as quick as possible, turn and shorten them, put them in the barrels, and ram the charge well down: which last particular, all the officers must be very attentive to see done.

The rammers must then be nimbly recovered and returned, and the right hand brought under the lock, without waiting one for another: afterwards, when the whole is in that position, they must wait till the word of command to shoulder be given, and then shoulder together; to perform which motion with exactness, the whole platoon or division, must observe well the man on the right flank.

VII, The platoons or divisions must make ready, and come down instantly, after the officers give the word; who are to face to their platoons, and must give the words loud and short, and be very attentive to each others firings, that they may be performed in successive and regular order.

VIII, The officers must take care that the men stand firm on their ground, before they give them  
the

---

(1) Taking care not to put in too much powder; which only dirties the piece, and clogs the pan.

the word to present; and that they level well, and take good aim, without any hurry.

They must see likewise, that the men have levelled well, before they give them the word to fire; and as soon as the men have loaded, and they see that the whole platoon is come to the position of the right hand under the lock; they must then immediately give the word to shoulder.

IX. In case any man's piece should miss fire, he must not put in more cartridges; but wipe the flint and pan imperceptibly, and pour in fresh powder; nevertheless he must perform the loading motions, and not leave the ranks to examine his firelock, or put in a new flint without positive orders.

X. The officers and non-commissioned officers, as well those in the platoons, as those in the rear, must keep silence; observe well their men, and not talk or call out to them, nor quit their posts in the platoons to dress the ranks: in case any man in the battalion is ignorant of his business, it is then no proper time to instruct him; but the officers must remark, all such as they observe deficient, in order to have them taught better, after the exercise is over; or punish any who are careless.

XI. The non-commissioned officers posted in the rear, during the firings standing or advancing, must always dress in a line; four paces distant from the rear of their divisions; but in retreating, they must come to the right about with their divisions, and stand fast, till they have fired; after which, when the division goes to the right about, they do the same; taking care that the men retreat in good order; and that they turn to the right about again, when they

PART III.

X

have

*Of the Firings.*

have retreated to a proper distance ; and dress with the other division.

XII. The officers and non-commissioned officers, must be careful in all firings, to carry well their fusces and halberds, and to march in a straight line.

We shall give two different methods of firing, which we practice ; one, the alternate firing which is that used by the Prussians ; and the other, dividing the battalion into two firings ; which is more according to that practised by our own troops ; though with some variation : but, we think that for the firings advancing or retreating, it is better than either of them ; as the battalion is not so much broken, and is easier kept in order. Yet we cannot be of opinion, that any method hitherto invented, of firing either advancing or retreating, (except the street firings,) is free from many great and dangerous inconveniencies in action : and we have the pleasure to find, that many experienced and able officers, agree with us in this opinion ; and maintain, that it is always the best and safest manner, in either advancing or retreating, to do it with the whole battalion together ; and halt, whenever it is though proper to begin the fire : however, as these firings have a good effect on a field-day, and serve to exercise the men, make them ready in loading and firing, and attentive to execute whatever is commanded ; we frequently practice them : and shall therefore begin with the alternate firing ; first by platoons ; and then by subdivisions ; which is much the best, as the fire of a single platoon is too weak, to be of any great consequence in action.

We must also add, that though we have given the proper words of command for each firing ; the most usual manner, (when the men are tolerably perfect,) is to perform them by beat of drum. The

## *Of the Firings*

119

The first signal is a preparative ; which answers to the word of command,

*Charge!*

at which, the officer commanding the first platoon, gives the words,

*Platoon 1 make ready!*

and then the rest go on, and perform the firing that is commanded. When the commanding officer would have them cease, he causes the orderly drummer to beat the first part of the general; at which all firing ceases, and those platoons that have made ready, half-cock and shoulder.

XXXXXXXXXXXXXXXXXXXXXXXXXXXX

## A R T II.

### *The ALTERNATE Firing.*

#### *I. By PLATOONS Standing.*

**T**HE commanding officer gives the word,

*Battalion! — take care to Fire the alternate firing,  
by Platoons standing! — Charge!*

at which, the officers commanding the platoons, face to them ; those on the right of the colours, facing to the left ; and those on the left, to the right. The officer commanding the first platoon, then gives the words,

*X 1                                  Pla-*

## Of the Firing.

*Platoon! Make ready! Present! Fire!*

When the first makes ready, the second gives the word,

*Platoon!*

When the first presents, the second makes ready, and the third gives the word,

*Platoon!*

When the first fires, the second presents, the third makes ready, and the fourth gives the word,

*Platoon!*

When the second fires, the third presents, the fourth makes ready, and the fifth gives the word,

*Platoon!*

and so on successively, till the whole has fired twice, or as many times as the commanding officer shall think proper. Each officer commanding a platoon, is to observe the platoon on the right or left of him, according as he is on the right or left of the centre, and when that presents, he must give the word,

*Platoon!*

observing the orders and directions before given, as may be better seen in the scheme No. I.

### II. By SUB-DIVISIONS *banding*.

When the commanding officer gives the word,

*Battalion!*



## *Of the Firings.*

121

*Battalion! Take care to fire the alternate firing, by sub-divisions standing! Charge!*

The captain of the first sub-division gives, the words,

*Division! Make ready! Present! Fire!*

When the first presents, the second gives the word,

*Division!*

When the first fires, the second makes ready; when the second presents, the third gives the word,

*Division!*

When the second fires, the third makes ready, and so on; observing the same directions, as were given for the platoons; as may be seen in the scheme No. 2.

⊙\*⊙\*⊙\*⊙\*⊙\*⊙\*⊙\*⊙\*⊙\*⊙\*⊙\*⊙\*⊙\*⊙\*⊙\*⊙\*⊙\*⊙\*

### A R T. III.

#### DIRECTIONS for Firing in two Firings.

##### I. By PLATOONS *standing.*

**T**HE battalion must be first told off into two firings, and the officers and men of each platoon, informed to which firings they belong, and in what order they are to fire. The grenadiers on the

### *Of the Firings.*

the right, and the left-hand platoons of each sub-division, are the first firing; and the right-hand ones and the grenadiers on the left, the second. The commanding officer will then give the words,

*Take care to charge by platoons standing! Charge!*

at which, the seven platoons of the first firing make ready together; and the officer commanding the right-hand platoon of grenadiers gives immediately the words,

*Present! Fire!*

When the grenadiers fire, the officer commanding the second of that firing (or 13th platoon,) gives the word,

*Present!*

When the second fires, the third presents; when the fourth fires, the fifth, and so on; observing that when the sixth platoon of the first firing fires, the seven platoons of the second firing, make ready, and come down all together, continuing to fire till the signal for ceasing is given, as may be seen more clearly than by any explanation in words, in the scheme No. 3. where we have numbered the platoons, not only as they stand in the battalion, but also according to the order in which they are to fire. When the sixth platoon fires, the seven platoons of the second firing make ready together, and proceed as the first did; and so continue, till the signal is given to cease firing.

### II. *By SUB-DIVISIONS standing.*

The scheme, No. 4. shows the order of subdivisions in battalion; and that in which they are

## *Of the Firings.*

123

and to fire. The commanding officer gives the words,

*Take care to charge by sub-divisions! Charge!*

at which the sub-divisions of the first firing, make ready together; and the officer commanding the grenadiers on the right, gives the words,

*Present! Fire!*

when the first has fired, the second (or 7th) division gives the word,

*Present!*

and so on, as in the scheme, so long as the commanding officer shall think proper.

### III. *By SUB-DIVISIONS advancing.*

I. As soon as they have gone through the firings standing, the commanding officer gives the words,

*The whole battalion! March!*

Upon which the drummers beat a march; and at the Flam, the whole battalion steps off together with the left feet, and advances by the short step; the companies on the right of the colours, look to the left; and the companies on the left, look to the right, towards the centre and colours; the whole taking care to dress by them, and to march exactly even.

The commanding officer will then give the words,

*Take*

*Of the Firings.**Take care to charge by sub-divisions advancing ! Charge !*

At which the drummers cease beating, and the commanding officer orders a preparative to be beat, on which the divisions of the second firing, halt ; the divisions of the first firing, come to a Recover : at the same time their officers give them the word,

*March !*

on which they march out seven long paces, and at the seventh they give the word,

*Halt !*

at which, they come down and cock ; the centre and rear ranks taking care to close up and lock well. The officer commanding the right-hand division, (or first company of grenadiers,) will immediately give the words,

*Present ! Fire !*

As soon as the first has fired, the second presents, and fires : when that has fired, the third does the same, and then the fourth. As soon as each division has fired, it must stand fast, and load and shoulder again as quick as possible. When the third fires, the four sub-divisions of the second firing come to a Recover ; and as soon as the last of the first firing has fired, the officers give them the word,

*March !*

and they advance fifteen long paces ; taking care to march even, and to preserve their proper intervals, not inclining either to the right or left : at the fifteenth pace, the officers give them the word,

*Halt !*

*Halt!*

at which, the front rank comes down, the centre and rear ranks lock in, and they proceed in the firing, as the four first did: after they have all fired, the first firing goes on in the same manner, till the commanding officer gives the signal for ceasing: at which, the four sub-divisions that are in the rear, advance into their intervals, taking care to dress exactly with the battalion.

IV. *By SUB-DIVISIONS retreating.*

If the commanding officer would have the battalion to continue advancing, he orders the drummers to beat a march. When he would have them retreat, he either gives the words of command,

*To the right about! Turn!*

or else orders the drummers to beat the Retreat once over, and then a flam: upon which the whole turns to the right about, and retreats. Upon the words of command,

*Take care to charge by sub-divisions retreating! Charge!*

or the preparative; the four sub-divisions of the first firing, turn to the right about, make ready, come down as quick as possible, and begin to fire in the same order as before directed: The others keep retreating, till they have made seven paces; and then turn to the right about, and dress. As soon as each sub-division has fired, the men must rise quick, come to a recover, and go to the right about, without

PART III.

Y

attempting

*Of the Firings.*

attempting to perform any of the loading motions, till they have retreated fifteen paces. When they have made fifteen paces to the rear, they turn to the right-about, dress, and load with all expedition: when the fourth division fires, the sub-divisions of the second firing will make ready together; and proceed to fire as the four first did: when the eighth has fired, the four first divisions make ready a second time; and the whole continues firing in the same manner, till the signal for ceasing be given; on which the battalion dresses; and if the Retreat is beat, and a Flam after, they go to the right about, and retreat; but if the March is beat, on the Flam, the battalion advances.

*N. B.* The same method is to be observed, in firing by platoons, or grand divisions; only differing in the time; for platoons can fire much quicker than sub-divisions, being more in number; and for the same reason, grand divisions must be allowed still more time between each.



## A R T. IV.

*The STREET Firings.*

I. **T**O perform the street firing, the battalion must be formed into a column, composed of sub-divisions; (1) at the head and rear of which, are the

---

(1) In action, whether the street firing is to be performed by platoons, sub divisions, or grand divisions, must be determined by the

the platoons of grenadiers. This may be done various ways.

If the firing is to be performed to the right or left, the battalion must be ordered to wheel to the right or left by sub-divisions; or to form the column to the front; according to some of the methods that we shall give, when we treat of the evolutions. As soon as the column is formed, the commanding officer will give the word,

*March!*

or order the drummers to begin beating the march; and at the same time, the whole steps off together, and advances by the short step; the drummers beating a march. When the commanding officer gives the words,

*Take care to charge by street firing! Charge!*

the officer commanding the first platoon of grenadiers, gives the words,

*Platoon! make ready! present! Fire!*

at the first word of command, *Platoon!* the platoon halts; bringing up their feet square; the rear ranks close up, and then go on to perform the three other words of command. As soon as the platoon has fired; the whole immediately comes to a recover, as in retreating; and the officer gives the words,

Y 2

*Turn*

---

the width of the street, bridge, or pass, that you want to defend, or occupy; as no more space ought to be left on the flanks, than is necessary for the men to retreat by files, into the rear.

## *Of the Firings.*

*Turn to the right and Left!*

upon which, the half on the right, turn to the right, and wheel by files; and the half on the left, turn to the left, and wheel by files; marching down the flanks briskly by the double step; when they are past the second platoon of grenadiers, the officer commanding them, gives the words,

*Turn to the right about! Wheel inwards!*

upon which, they wheel by files to right and left inwards; which forms them in the rear of the battalion: they then immediately front, and proceed to prime, load, and shoulder, very quick; as soon as they have loaded and are ready to shoulder (2), the officer gives the word,

*March!*

and, they advance briskly to preserve the proper distance of the divisions.

When the first platoon of grenadiers presents, the officer commanding the first sub-division of the battalion, gives the word,

*Division!*

at which, the division moves slow, by very short steps; looking well to the right, and dressing their ranks; and the rear ranks close up: when the grenadiers fire, he gives the word,

*Make*

(2) When the men bring the firelock to the shoulder, they must at the same time step off with the left foot.



## *Of the Firings.*

229

*Make ready!*

at which, the division comes to a recover; and as soon as the platoon of grenadiers has cleared the front, he gives the word,

*March!*

and it advances by the double step, when it comes up to the ground from whence the grenadiers wheeled; the officer gives the word,

*Halt!*

upon which, the front rank comes down, and the others lock in, (as has been already directed for the the firings advancing;) then the officer gives the words,

*Present! Fire!*

as soon as they have fired, the three ranks immediately come to a recover, wheel outwards by files, in the manner before explained, and form in the rear of the first platoon of grenadiers. When the first sub-division presents; the officer commanding the second sub-division, gives the word,

*Division!*

and when that fires,

*Make ready!*

and when it has fired, and has nearly cleared the front, he gives the word,

*March!*

## Of the Firings.

### *March !*

and follows in every respect the directions before given; as do all the other sub-divisions, and the second platoon of grenadiers. When all the sub-divisions have fired, if the commanding officer thinks proper, the first platoon of grenadiers begins again, and is followed by the rest as before. As soon as the officer commanding a sub-division gives the words,

*Division ! make ready !*

the drummers of that sub-division cease beating, 'till the division has fired and loaded again. When the first division fires, the colours and hatchet-men go to the right-about, and join the flanks of the next division in their rear; and so continue falling back one division, as every division in the front fires. The divisions, so soon as they have loaded, must dress, and take care to advance to their proper distances as soon as possible.

II. If the retreat firing is to be performed retreating, when the commanding officer gives the word,

*Charge !*

the officer, commanding the first platoon of grenadiers, gives the words as before directed. When that platoon has fired and moved off, the first division of the battalion makes ready and comes down without advancing; the others observing the same directions, firing in their places. The drummers during this firing, beat the retreat, till the officer commanding the division, gives the word,

*Division !*

*Division!*

when they are to cease, till their division has loaded again. After the street firing is over, the commanding officer will give the word for the battalion to form again; upon which, the drums beat to arms, and the divisions take care to form and dress with all expedition, according to the methods hereafter given for the evolutions.



A R T. V.

*The GENERAL DISCHARGE.*

**A**FTER all the firings are performed; the commanding officer will then give the words,

*The whole battalion, make ready! Present! Fire!*

As soon as they have fired, they must come to a recover, and then the commanding officer will give the word,

*March!*

upon which the drummers beat the Grenadiers March, and the whole battalion advances briskly by the long step. When they have marched as far as the commanding officer shall think fit, he will then give the word,

*Charge!*

upon

*Of the Evolutions.*

upon which the officers and men in the front rank charge their bayonets, and continue advancing briskly by the double step ; taking great care not to run, nor break ; either by closing too much, or opening their files : but preserving their front even, and in exact order : the drums beating a Point of War. The rear ranks must continue recovered, taking particular care to keep up close. At the signal from the commanding officer, the drum will cease beating, and the whole halt, the front rank coming to a recover.



## C H A P. VII.

## Of the EVOLUTIONS.

## A R T. I.

*The simple EVOLUTIONS wheeling and doubling by DIVISIONS.*

I. **W**HEN the battalion has gone through such part of the firings, as the Lord-lieutenant shall think proper to have performed ; it will then proceed to the evolutions. These in the old exercises were very numerous ; and excessively complicated, and difficult for the troops to perform. Modern practice, seems universally, to have adopted only a few of them ; and those of the easiest and simplest nature : of which we shall indicate those, which we look upon to be the most essential. The first are the different

different wheelings, and doublings of platoons, and divisions.

II. We have said so much of the method of the manner of performing all manner of wheelings, in the chapter on that subject; that it will be needless to add much more, than just to give the words of command.

*1. To the right wheel, by sub-divisions! March!*

At the last word of command, the six sub-divisions, and the two grenadier platoons, step off together, and wheel to the right.

*N. B.* The officers, sergeants, and drummers, keep the same posts as they had in the battalion; and wheel with their respective sub-divisions; and if two officers should happen in wheeling, to fall into the same interval between the sub-divisions, he that comes last to the ground, halts in the rear, and covers the first. The colours, and hatchet-men, as the fourth sub-division (*i. e.* that on their left) wheels, will wheel along with it; inclining however to the left, in such a manner, that when the wheel is finished, they may be opposite to the centre of that sub-division.

As soon as the sub-divisions have wheeled a quarter of a circle, the major will give the word,

*Halt!*

at which they are to stand fast, and immediately dress their ranks and files, he will then again give the words,

*2. To the right, Wheel! March! Halt!*

PART III.

Z

at

*Of the Evolutions.*

at which, all the divisions wheel a quarter of the circle again to the right: which brings the battalion to face to the rear. The officers, sergeants, &c. observing the directions before given. The colours, and hatchet-men, wheel also, inclining as before to the left, till the left flank of the fourth division joins them; and then fall in, between that, and the right flank of the third sub-division; and at the word, *Halt!* they all stand, and dress as before.

3. *To the right about! Wheel! March! Halt!*

at which words of command, all the sub-divisions wheel to the right, one half of the circle. The colours advance three paces forward, and wheel by themselves to the right-about, in the rear of the fourth sub-division; and then incline to the left, and dress on the right flank of that sub-division; which brings them to their proper situation as at first. The battalion then comes to its proper front.

4. *To the left wheel by sub-divisions! March! Halt!*

5. *To the left wheel! March! Halt!*

6. *To the left about! Wheel! March! Halt!*

These are performed, in the same manner as the wheelings to the right: only that the colours, will now keep with, and regulate themselves by, the third sub-division, as before by the fourth; and incline to the right, instead of the left.

III. 1. *Upon the centre, wheel to the right about! March!*

At the first of these words of command, the three sub-

sub-divisions to the right of the colours, and the officers, drummers, &c. in the rear of them; together with the first platoon of grenadiers, the right-hand colours, and the hatchet-men on the right, all go to the right-about; and at the word, *March!* the whole battalion steps off together; and wheels a half circle to the right; taking particular care to look to the left, and wheel exactly even and together; and the centre files must observe and keep close; so as not to open from one another. When they are come about, the major will give the words,

*Halt! Front!*

upon which, the divisions that faced to the right-about, come to their proper front, dressing their ranks and files.

2. *Upon the centre, wheel to the left about! March!  
Halt! Front!*

The three divisions to the left of the colours, with the officers, drummers, &c. in the rear of them; together with the second platoon of grenadiers, with the left-hand colours, and the hatchet-men to the left, all go to the right-about; and at the word, *March!* the whole battalion steps off together; and wheels a half circle to the left; observing the directions before given. At the words, *Halt! Front!* the divisions that faced, come to the right-about to their proper front; dressing their ranks and files as before.

IV. To perform the doublings, the following words of command are used.

1. *Left-hand Platoons, Double the Right! March!*

Z 2

At

*Of the Evolutions*

At the first word of command, the left-hand platoons go to the right-about, and at the word, *March!* they step off together, and march three paces to the rear; then turn to the left, and march till they exactly cover the right-hand platoons; then turn again to the left, to their proper front.

2. *Left hand Platoons, as you were! March!*

At which, the left-hand platoons face to the left; at the word, *March!* they march, till they are opposite to the intervals they quitted; then turn to the right, and dress in battalion with the right-hand platoons.

*N. B.* The grenadiers stand fast during this movement.

3. *Right-hand Platoons, double the Left! March!*

4. *Right-hand Platoons, as you were! March!*

The same as the two former; only the platoons that double, turn to the right, when they have made three paces to the rear; and turn again to the right, to come to their proper front, as soon as they cover the left-hand platoons. At the word of command, *As you were!* they face to the right; and turn to the left, as soon as they come opposite to their respective intervals.

5. *Left-hand and centre Platoons, of each grand Division; double the right! March!*

On which the centre platoons go to the right-about; the left-hand platoons face to the right, and the  
right-



right-hand platoons stand fast. At the word *March!* the centre platoons make three paces to the rear; and turning to the left, double as before directed, behind the right-hand platoons; the left-hand platoons march by the flank, till they come upon the ground on which the centre platoons stood; and then turning to the right, make seven paces to the rear; then turn to the left, cover the other two platoons, and turn to their proper front. At the word *March!* the grenadiers march three paces to the front; those on the right, turning to the left; and those on the left, turning to the right; and march till they cover the front of the two flank-divisions, then halt and front.

*N. B.* The officers commanding each sub-division, or platoon, must take care to give them the proper words of command, for each particular motion, after the first general one is given.

*6. Left-hand and centre Platoons, as you were! March!*

At the first of these words, the centre platoons face to the left; as likewise the grenadiers to the right and left outwards. At the word *March!* they march opposite their intervals; and dress with the right-hand platoons. The left-hand platoons march forward to the ground on which the centre platoons stood; and then turn to the left, march opposite to their intervals, and dress in battalion; the grenadiers, as soon as they are come opposite to their former ground, turn to the right and left, and march three paces; at the third step, they turn to the right-about, and dress with the battalion.

*7. Right-*

7. *Right-hand and centre Platoons, of each grand Division, double the Left! March!*

8. *Right-hand and centre Platoons, as you were! March!*

The same as the former; except that on the first word of command, the centre platoons go to the right-about, and the right-hand platoons face to the left; on the word *March!* they march three paces; and then the centre platoons turn to the right, and cover the left platoons which stood fast: as soon as the right platoons have got to the ground where the centre platoons stood, they turn to the left; and when they have marched seven paces to the rear, they turn to the right, and cover the other two platoons. The grenadiers doubling in the same manner as they did before; at the word, *As you were!* the centre platoons face to the right, the grenadiers to the right and left, and at the word *March!* they march opposite their intervals; turn to the left, and dress with the left-hand platoons, which stood; when the right platoons have got to the ground where the centre stood, they turn to the right; and when they are opposite to their intervals, they turn to the left, and dress in battalion.

9. *From the centre, double the Flank Platoons! March!*

On the first word of command, the flank platoons stand fast; the two next them towards the centre, go to the right-about: all the other platoons, on the right of the colours, face to the right; those on the left, face to the left: on the word *March!* they all step off together, when the two platoons that are faced to the rear have marched three paces, they turn

turn ; that on the right, to the left, that on the left, to the right, and cover the flank platoons ; and as soon as each platoon has got to the ground where the second platoon stood, they turn to the right and left, and march till they are three paces in the rear of the platoon preceding them ; then turn to the right and left, march, front, and cover them : the grenadiers doubling in the same manner as before.

10. *Centre Platoons, as you were ! March !*

At the word, *As you were!* the two second platoons face, that on the right to the left, that on the left to the right ; at the word *March !* they march, and when they are opposite their interval, turn and dress with the flank platoons which stood ; as soon as the other platoons come to the ground where the second platoon stood, they turn to the right and left, and when opposite their intervals, turn again to the front, and dress in battalion. The grenadiers likewise do just as they did before.

11. *The two centre Divisions, double the two flank Divisions ! March !*

At the first word of command, the two centre divisions go to the right-about, and at the word *March !* turn to the right and left, and double the two flank divisions which stood. The grenadiers double in the front as before.

12. *Centre Divisions, as you were ! March !*

At the word, *As you were!* the two centre divisions face, that on the right to the left, that on the left to the right : at the word, *March !* they march till they join, then turn to the right and left, and form battalion again.

A R T.



## A R T. II.

*Of the HOLLOW SQUARE.*

I. **T**HE next evolution that is usually performed, is the forming the hollow square. This is a manoeuvre, which has been greatly cried up and extolled by most old officers, and some military writers, as one of the finest pieces of tactics : and as much condemned and ridiculed by some others, and those (we must say) the best ; who represent it as a great weak bubble, of which, if only one side is broken, the whole is inevitably diffipated : that if at any time it has been practised with success, it has been intirely owing to the negligence, weakness, or bashfulness of the assailants ; and that whenever it has been properly attacked, the consequence has been, either a total rout and slaughter, or surrendering prisoners (1). If we may give our opinion, the arguments brought against it, are unanswerable : and if any one has a mind to see these objections set forth with great strength of reasoning, we must refer him to the *nouveau projet de tactique*, page 165, and seq. where he may find full conviction of the inutility of this manoeuvre, both for retreating and defending itself.

We therefore seldom or never practice it. When we have done it, it has been chiefly by way of complying

---

(1) As at Rocroi and Kalisch.

plying with the usual plan of exercise ; and to show that our men could execute, whatever was commanded them.

II. There are several ways of forming the square, every one of which has its advantages and its defects. As we make it a rule, never (if possible to avoid it,) to divide a company ; we are obliged to form it by grand divisions, in the manner laid down in Bland, page 116. That is, at the words,

*Battalion ! Form the Square !*

The first, or right-hand division faces to the left, as does the first grenadier platoon ; the other three divisions go to the right-about, and the second grenadier platoon faces to the right : on the word *March !* the first division marches by the flank to the ground on which the third stood, and forms the front-face ; the second division wheels to the right, forming the right-face ; the third division marches forward, and forms the rear-face ; the fourth wheels to the left, forming the left-face : the right division of the first grenadier platoon, with the captain and second lieutenant, marches by the flank to the right of the front-face, and dresses with them ; the left division of the first grenadier platoon, with the first lieutenant, marches by the flank, and dresses with the right of the right-face ; the left division of the second, or left-hand grenadier platoon, with the captain and second lieutenant, marches by the flank in the same manner, and dresses with the right of the rear-face ; the right division marches forward by the flank, and dresses with the right of the left-face. When they all are got to their proper posts, the major will give the words,

PART III.

A a

*Front !*

*Of the Hollow Square.**Halt ! Front !*

at which the right and left faces come to the right-about, and the front-face, faces to the right ; at the same time the grenadiers face the same way as the face of the square to which they belong ; and then wheel one eighth of a circle to the right, and cover the angles of the square.

When the third division has marched six paces, the captain, with the ensigns, colours and hatchet-men, follow it, inclining by the oblique step to the right ; when they have got to the centre of the square, they halt and dress ; and when the word is given to *Front*, they come to the right-about : the field-officers and adjutant likewise fall into the square.

III. When the square fronts, the officers of the rear-face who command platoons, march through the intervals of the platoons to the rear rank, which is now become the front; and the officers that were posted in the rear, come into the square ; the serjeants in the rear rank changing places with the officers that command platoons, and cover them as before. The officers and serjeants in the rear of those platoons, whose flanks are not covered, march up and cover them.

IV. If the commanding officer would have the square to march, he gives the word,

*March by the Front !*

(or whatever face he chooses should be the front in marching,) and passing through to the front of that face,

face, leads it. The lieutenant colonel, passes to the rear of that face which is to be the rear. The drummers of that face that is to be the front, beat a march, and the colours and hatchetmen face that way, as do all the sides of the square, and keep marching; those faces which march by the flank taking particular care not to open. At the word *Halt!* the drummers cease beating, and the whole fronts outwards. The colonel and lieutenant-colonel falling again into the square.

V. *The FIRINGS from the SQUARE.*

These may be varied according to the pleasure of the commanding officer: nor is there any great matter of choice in the different methods laid down in various authors. In action, it must depend on the manner in which the square is attacked: in exercise, the grenadiers may either fire together, or successively, and the faces may either fire by faces, or platoons; beginning with the right platoon, then the left, thirdly, the centre: only one thing we must observe, that the method practised by the army, of letting the grenadiers into the square to load after they have fired, is certainly impracticable and dangerous in the highest degree, in action; and so far from diminishing, is a great addition to all the other disadvantages of the square.

VI. *To reduce the SQUARE.*

At the words,

*Reduce the Square! — or, Form Battalion!*


the front-face, faces to the right; the rear-face comes to the right-about: at the same time the gre-

A a 2

nadiers

*Of the Long Square, or Column of Retreat.*

nadiers wheel, and dress in a line with that face of the square which they belong to. On the word, *March!* the whole steps off together; the first division marching by the double step to the right, by the flank; the second wheeling to the left; the third with the colours marching forward (1); and the fourth wheeling to the right; the grenadiers marching by files to the flanks: at the word, *Front!* the first division, with the grenadiers, come to their proper front; and the whole forms in battalion.



A R T. III.

*Of the LONG SQUARE, or COLUMN of  
RETREAT.*

I. **W**E must think, that when one or more battalions are obliged to retreat from an enemy that presses them, the following disposition will be found, much preferable to the square; as from the narrowness of its front, it can pass through any inclosed and difficult country, with much greater ease than the hollow square can do; consequently retire faster without being disordered; and at the same time defend itself full as well if attacked. The French have adopted it, and call it the *colonne de retraite*; which name we shall give it: and it seems not unlike the disposition which Xenophon made, in  
that

---

(1) The colours are now to incline to the right by the oblique step, till they come to their proper ground between the second and third divisions.



*Of the Long Square, or Column of Retreat.*

145

that famous retreat with ten thousand Greeks, before the whole force of the Persian empire.

II. To form it, the Major gives the Words,

*Battalion! Form the Column of Retreat! March!*

At the last of which, or the signal by a flam, the two centre platoons march straight forward, inclining to one another, and the colours with the hatchet-men stand fast; the first company of grenadiers, march obliquely to the left by files, by the double step, and cover the front of the two centre platoons: the five platoons on the right of the battalion, face to the left, and wheel to the right by files, covering the three right-hand files of the right centre platoon; the five platoons on the left of the battalion, face to the right, and wheel to the left by files, taking care to cover the three left-hand files, of the left centre platoon: the right and left platoons of the battalion march forward by the flank, 'till they join and form the rear of the column; the second platoon of grenadiers forming in the rear of them.

When the column is formed, it continues marching forward, and at the words, *Halt! Front!* the whole faces outward; the platoons of grenadiers dividing, and covering the angles as in the hollow square. If the commanding officer would have it retreat, he orders the retreat to be beat; and then a flam; at which the whole faces or turns to the rear and retreats.

III. To reduce the column, and form battalion, the words of command are,

*Form Battalion! March!*

At

*Of the Long Square, or Column of Retreat.*

At the first of these, the two centre platoons that form the front face, and the two next to them on the flanks; (or the 2d. and 13th.) face outwards; the rest all face to the front. At the word, *March!* (or at the drums beating to arms,) the front platoons march and open five paces, to make room for the colours and their reserve; then turn to the front and halt: the 2d. and 13th. march forward, 'till they come to the flanks of the front platoons; then wheel and dress with them: the rest all march by the flank, 'till they join the rear of the platoons that are fronted; then turn to the right and left outwards, and as soon as they come to their ground, wheel and dress with the others: the two rear platoons march forward, 'till they join the battalion; then turn to the right and left, marching by files, 'till they come to their proper ground; and then turn to the front and dress with the battalion. The grenadiers face, those in the front to the right, and those in the rear to the left, and march by the flanks; taking their posts in battalion as before.

III. The front of this column of retreat may be diminished in case it should be requisite; by taking off a certain number of files from the outside flank of each centre platoon; and likewise from those of the two platoons that form the rear face; but in case a battalion should have a bridge or narrow pass in its rear; there is another way of forming the column of retreat, said to be invented by the late general Wolfe; which seems to be a very good, and elegant evolution; since by it you preserve always part of your front to the very last, without any motion, and facing the enemy.

To do this, at the word of command, *Form the Column of Retreat to the rear!* or signal; the grenadier companies

companies face inwards, and the two platoons on the flanks face outwards ; at the word *March!* the left-hand platoon of the grenadiers on the right, and the right-hand division of those on the left, march by files obliquely ; and form behind one another, in the centre of the rear of the battalion ; then march to the rear. The flank platoons wheel to the right and left by files, and countermarch in the rear of the battalion, 'till they meet, then wheel again, to the right and left by files ; and follow the grenadiers. As soon as the two flank platoons are wheeled off, the two next on the flanks do the same ; and so on successively, 'till the whole is marched off. The two grenadier divisions, march by the flanks, and occupy the ground that each platoon has quitted ; till they meet in the centre, and close the rear ; then turn to the right and left, and follow the column. The colours and hatchet-men divide, and march with the platoons they belonged to ; covered by the grenadiers.

IV. The reduction of it may be done in the same manner as that of the first ; and it has a very good effect, as soon as the column begins to form, to cause a preparative to be beat ; on which, the two front platoons make ready ; that on the right of the colours presents and fires, then that on the left ; when the two next platoons are come to their ground, and are dressed, they immediately make ready, and fire in the same manner, beginning from the right ; and so on successively, 'till all have fired, ending with the grenadiers : then the centre begins again, and the firing is continued, 'till the commanding officer orders the signal for ceasing to be beat.

But supposing the battalion after having passed the bridge or the defile, should want to form immediately,  
close

*Of the Column of Attack, or Plesion.*

close to it, in order to defend the passage : then at the word of command, or signal, the grenadiers that lead the column, face outwards, and march by files in a straight line to the right or left ; 'till they are got to a proper distance for the battalion to form between them, without being either crowded or opened too much : the officers that lead them therefore should take care to judge their distance, and what space the front of the battalion takes up ; half of which they are to march and no farther ; then front and dress. The other platoons, wheel after them by files to the right and left ; observing (as in all motions by files,) to keep up with the greatest exactness and not open : as each platoon gets to its ground, the officer commanding it will give it the word to *Front and Dress*. The grenadiers that bring up the rear, will, as soon as they are got over, turn and march by files, to their proper posts on the flanks of the battalion.



## A R T. IV.

*Of the COLUMN of ATTACK, or PLESION.*

I. **T**HIS column is formed upon the principle of that of Folard ; or rather of the *Nouveau projet de tactique*, who calls it by the name of PLESION : though it has not quite the proper depth ; the strength and disposition of our battalions not permitting it. The French form the column of attack with two battalions ; and if the two battalions of the

the militia of our county were to unite, we should then be able to form a compleat column, or PLESION having its due proportions and strength.

We must observe here, that the true strength of the column, does not at all consist in its fire, (which can be no more than the common street firing,) but in the violence and impetuosity of its charge; which it is always to make with fixed bayonets, and with the greatest celerity imaginable. We cannot possibly here enter into a disquisition, of all that has been said for and against this method of attack; it would be much too long for this place, and not very intelligible to such of our readers, as are not already conversant in military affairs. We shall only observe, that it seems to have been the favourite system, of two no less generals than Epaminondas, and Gustavus Adolphus; and has been generally attended with victory, those few times that we *certainly* know of its having been practised: (1) that it seems intirely adapted to the

---

(1) There is no one term in military language, that has been used in more vague and different senses than the word column, and made to signify a greater variety of things. Folard's column, has often been criticised, condemned, and treated with great contempt, in our hearing; by those who had no kind of idea, either of the nature of it, the manner in which it was formed, or the use to which it was to be put: and even some authors that have wrote about military affairs, have shown themselves no better acquainted with it. Voltaire in his romantick account of the battle of Fontenoy, talks of the *formidable colonne*; that the English troops formed there: whereas, in fact, it was no original disposition; but produced by necessity, from the ground in the front growing narrow, and obliging the battalions to double behind one another; and had no kind of resemblance to the column of Folard, nor the plesion. The author of the *projet de tactique*, says with great justice and smartness: "On dit qu'a Fontenoi l'ordre de l'infanterie

*Of the Column of Attack, or Pleshon.*

the courage, vigour, activity, and bodily strength of the English common people; and particularly calculated for an English militia: as its motions and manoeuvres are extremely simple and easy; not demanding near that exactness, and precision of discipline, which is requisite in all parts of the firings:  
and

“terie Angloise fut un effet du hazard: un effet plutôt du feu des redoutes & du Village, & du peu d’étendue de terrain; au reste, ce n’est pas la faute de Gustave ni de Folard, si l’on a appelé ce cahos une colonne.” “It is said, that at Fontenoy the order of the English infantry was the effect of chance; it was rather the effect of the fire of the redoubts, and the village, and of the narrowness of the ground: however, it is neither the fault of Gustavus nor of Folard, if people have called that mass of confusion a column.”

Somewhat of this nature were the columns in which the French attacked Laufeld, *i. e.* battalions drawn up in several lines behind one another, but not closed up to make a solid body. For the faults of this kind of disposition, *vid. projet de tactique, page 217.* For this reason, when one meets with the word column in an author, or hears it used in conversation, it is very necessary to be explicit, and ascertain, precisely, what is meant by it.

And we must likewise add, (for the sake of such of our readers, as being a little versed in military affairs, are inclinable to look farther into this subject;) that the battle of Culloden against the highland rebels in 1746, in which they came down in a column, sword in hand, to attack the king’s troops, furnishes a very strong argument in favour of the column; though we have heard it cited with equal confidence against it: for if a mob of highlanders, (and those not well supported by the rest,) could put in disorder, and break through, two of the bravest and best regiments of the whole army, (who likewise behaved remarkably well,) notwithstanding the great inferiority of the broad sword to the firelock and bayonet; added to their almost total want of discipline: what could it be owing to, but to the irresistible strength of their disposition, and the order they were formed in: and we cannot but think, that every well-wisher to our happy constitution has great reason to bless God, that the highlanders had not time to acquire discipline; nor the skill to add to their column, what in the opinion of its greatest advocates are absolutely essential to it: that is to say, arms of length, such as the bayonet, pike, partisan, or espartoon.

and its ſucceſs chiefly depends, upon the courage and reſolution of the men; and the valour and intrepidity of the officers in leading them on.

I. At the word or ſignal for forming the column of attack, the ſix platoons on the right of the colours, together with the ſecond platoon of grenadiers, face to the left; the ſix on the left, together with the ſecond platoon of grenadiers, face to the right: the colours and hatchet-men fall back four paces to the rear, and form in a rank entire, with the colours in the centre. At the word *March!* they all ſtep off together, and march by the flank; the two centre platoons march till they join in the centre, then immediately turn to the right and left to their proper front, and advance by the ſhort ſtep; all the reſt of the platoons do the ſame, following ſucceſſively the two centre platoons; fronting as ſoon as they are joined in the centre, and marching forward; the colours and hatchet-men will follow the firſt ſix platoons, which brings them into the centre of the column: the grenadiers march at the ſame time, following the two flank platoons, and front at the ſame time with them, marching forward likewise, and dreſſing with them on the flanks, allowing about ſix paces diſtance, between their flanks and thoſe of the column (2).

Of

---

(2) Though we have every where in this chapter marked precisely the places of the grenadier platoons, yet it muſt be underſtood that they are to act as ſeparate bodies, and perform the part of light troops; either to annoy the enemy with their fire, purſue them when broken, or do any other ſervice that the commanding officer ſhall think proper to order them upon.

## *Of the Column of Attack, or Plesion.*

II. Of the officers that are in the rear, those on the right of the colours, fall in upon the left, and those on the left, upon the right of their platoons. The officers that command platoons, and the serjeants that cover them, keep their posts ; by this means the flanks will be covered by officers and serjeants ; and there will be a file of officers in the centre of the column ; the colonel takes post in the front, and the lieutenant colonel goes into the rear. Two drums go to the right and two to the left of each section ; two to the right and two to the left of the colours ; six to the rear, and three to the rear of each grenadier company (3).

III. The column is to advance by the common step, when the drums beat the battalion march, the ranks at two paces asunder, and the files well closed.

IV. When the commanding officer gives the word, *Prepare to Charge !* the drums beat the grenadiers march, the whole comes to a recover, and the sections close up as fast as possible ; when the commanding officer thinks proper, he will give the words *March ! March !* upon which, the whole advances briskly by the double step, taking care to keep the ranks and files close ; and at the word *Charge !* the officers and men in the front charge their bayonets, the serjeants their halberds, and the drums beat a point of war.

V. At the signal from the commanding officer, the drums are to cease ; upon which they recover their

---

(3) As may be seen by the plan of the column, plate 52 ; the officers will be on the flanks and in the centre, intermixed with the serjeants ; the colonel in the front, the lieutenant colonel in the rear.



## *Of the Column of Attack, or Plesion.*

153

their arms, and the last section immediately halts; the first takes four steps more, and then halts; in order to preserve the proper distance between the sections: on beating the battalion march again, they step off, and advance by the common step.

VI. If when the column is advancing by the double step, the commanding officer would have it slacken its pace; he gives a signal to the drum to beat the battalion march; the first section immediately upon the drum's changing the beat, falls into the common step, and shoulders; the second shoulders likewise, and falls into the short step; and as soon as the first section is got to its proper distance, takes the common step again; the ranks will then open as they march, to the distance of two paces.

VII. To make the column march to the right or to the left, the commanding officer will give the words, *Column! turn to the right! or the left!* and go to the head of that flank which he would have become the front, and the drums upon that flank beat a march; the lieutenant colonel going to the rear of the opposite flank.

## VIII. TO RETREAT.

The commanding officer gives the word, *Turn to the right about!* and the drums beat a retreat; the lieutenant colonel then leading the column; and the colonel bringing up the rear.

XI. The column must practise dividing itself after having charged; either by sections, or by half columns, *i. e.* from front to rear: if it is  
to

*Of the Column of Attack, or Pleſion.*

to divide by ſections, the commanding officer will give the words,

*Sections ! Turn to the right and left ! March ! March !*

upon which, the firſt ſection turns to the right, and the ſecond ſection turns to the left, and the drummers upon the right flank of the ſection, and upon the left flank of the ſecond ſection, beat the grenadiers march ; both ſections march forward by the double ſtep, with recovered arms ; at the word *Charge !* they charge their bayonets as before, and all the drums beat a point of war : when the drums ceaſe, they halt and recover their arms. The colours muſt divide ; the firſt colours join the firſt ſection, and the ſecond colours the ſecond, with half the hatchet-men to each, the colonel leads the firſt ſection, and the lieutenant colonel the ſecond. At the firſt word of command, the firſt grenadier company muſt wheel briskly to the right by files, each diviſion running up, and forming, one on each flank of the firſt ſection ; the ſecond grenadier company muſt fall back to let the ſection paſs, and then wheel as faſt as poſſible by files to the left, each diviſion running up, and joining the flanks of the ſecond ſection (4).

X. When the commanding officer would have the ſections to rejoin, he orders the drums of his ſection to beat to arms ; upon which the lieutenant colonel does the ſame, and the two ſections immediately turn and march briskly to rejoin one another, and  
from

---

(4) When the column divides, either by ſections or half columns; the officers on that flank which becomes the front, fall in and dreſs with the men, and the ſerjeants cover them ; the drummers go to the flanks.

*Of the Column of Attack, or Pleson.*

155

form the column ; the grenadier companies likewise take their posts as before.

XI. To divide by half columns, the commanding officer gives the words,

*Half Columns! Turn to the right and left outwards!  
March! March!*


at which the sections close up (if not so already,) turn to the right and left, and divide from the centre. The officers in the centre, keep with the platoons to which they belong ; the colours likewise divide as before ; the platoons of grenadiers must form as quick as possible, on the flanks of the half columns, as before directed for the sections. The colonel goes to the head of the right half column, as does the lieutenant colonel to the head of the left.

At the beating to arms, they join again as before directed.

XII. To reduce the COLUMN, and form  
BATTALION.

At the word *Form Battalion!* (or the drums beating to arms,) the two front platoons incline two paces each to the right and left outwards, to make room for the colours and the hatchet-men : the two next platoons face outwards, and march by files till they are clear of the flanks of the others ; then turn to the front, and dress in battalion : the others march till they come to the rear of the first, then successively face outwards, marching by files till they come to their proper ground ; then fronting, and dressing, in the manner before directed in the doublings. The colours and hatchet-men form as before, in the centre of the battalion ; the drums, &c. go to their proper divisions.

C H A P.




## C H A P. VIII.

VARIOUS EVOLUTIONS that may be occasionally practised in EXERCISE; as shall be judged most proper by the commanding officer.

**W**E shall here give a few evolutions, such as we, now and then, practise in our exercises; as they appear to be very easy and simple, and what would be of use in action. But indeed, when men are once brought, to march well to the front, obliquely, and by the flanks; to wheel in a regular and steady manner; to turn readily to the right or left, or to the right-about; and to be attentive and ready to obey the word of command; a commanding officer may invent an infinity of evolutions, that are both elegant and useful; and will find no manner of difficulty, in making a battalion practise them: on the contrary, the soldiers will be pleased with the variety, and execute them with pleasure: but in order to bring them to that, both officers and private men, must be perfectly grounded in the first rudiments already mentioned. The old method has been, to accustom a battalion to perform one regular suite of exercise, firings, and evolutions, which at last, by a constant and tiresome repetition, it has been brought to do with a tolerable degree of exactness; without either officers or soldiers knowing, scarcely any of the general principles on which they are founded; or more than what relates just to their  
their

their own platoon or division ; but performing every thing mechanically ; in the same manner as stage coach-horses will keep in the track which they have been used to, taking the turnings and quarters very exactly, though the coach-man should be drunk or asleep : and when a battalion is brought to do this by beat of drum, without the word of command, it is much cried up and admired ; not considering that this is all mere routine ; and that if they were in the least to change the order of their exercise, or be commanded to do any thing new or unusual ; they would be all in confusion, and as much at a loss as any raw undisciplined regiment. The drum is of use indeed to direct, when the voice cannot be heard ; so far as the different beatings are distinct, and vary : but in general they are so few, that they serve only to mark the time, *when* any motion is to be begun, and not *what* is to be done ; for, except the march, retreat, troop, and beating to arms ; all other motions are directed only by a preparative, ruffle, or flam, which are alike applied to a great variety of different ones : therefore it seems a mere piece of charlatanerie ; of no use but to cover the deficiencies of the officers and men, and their want of knowledge in the real grounds and principles of exercise : and if the major or adjutant can only remember the suite and order of the signals, it is sufficient ; the rest will perform what they have been accustomed to, without scarcely knowing how or why.



## A R T. I.

*Forming the COLUMN by the FLANKS.*

I. **I**T is often necessary to march a battalion off in column to the front; in which case, the wheeling by platoons or sub-divisions is neither so easy nor so quick a way, as this which follows.

The major gives the words,

*Battalion! Form the Column by Platoons (or Sub-divisions) by the right! (or left!) March!*

At the first word of command, (if the column is to be formed by the right,) the whole battalion faces to the right; except the company of grenadiers on the right; and at the word *March!* the whole steps off together; the grenadiers advance to the front, the rest marching by the flank, 'till they come to the ground from which the grenadiers marched off; and then, each platoon or sub-division, turns to the left, and follows the preceding one: taking care to turn regularly and together in three steps, as directed in chap ii. of the second part, art. ii. § 6. and to preserve their front even and square, as likewise their wheeling distance from the other divisions; and particularly not to lose the step.

II. If the column is to be formed by the left, the battalion then faces to the left, except the company  
of

of grenadiers on the left; and the platoons or divisions turn to the right, when they come to the proper ground.

III. It is very easy to comprehend, how in this manner two or more columns may be formed, not only from the flanks, but from the centre; in case there should be any occasion for the battalion to pass over bridges, or through defiles in its front.



A R T. II.

*The DEPLOY.*

I. **W**Henever a battalion is marching in a column by platoons, or divisions, it is evident, that if the column was formed at first by wheeling to the right, and marched off to the right; the making the divisions wheel to the left, will form the battalion again as at first: and in the same manner, if it was wheeled to the left, and marched by the left; that wheeling to the right, will bring it again to its proper front, without either displacing the platoons or deranging their order: but in forming the column to the front, in the manner which we have just now given, though the battalion may be formed again by wheeling, yet the front will be changed. When a battalion therefore, is marching to the front, you may cause it to form by the oblique step, if the divisions are at a proper distance; so that there may be room for them to incline by the oblique step to the right or left, according as the column was originally

C c 2

formd

*The Deploy.*

formed by the right or left flank : but the quickest and best way seems to be that of the Prussians, or the deploy ; which they practise constantly with large bodies of troops ; and columns composed of many battalions and squadrons. This is done by causing the divisions to close up to two paces distance ; and then at the word, *Form Battalion!* or a signal ; the front division halts, and the rest all face to the right, (if the battalion is to be formed to the right,) or to the left, (if to the left,) and march by files, in an oblique direction to the front ; each officer taking care, immediately when he comes to his proper ground, to give to his division the word *Front!* upon which it turns to the right or left to the front, and dresses with the battalion. The doing this well, (and when it is well executed, it is a very quick and elegant way of forming a battalion ;) depends almost entirely, on the attention of the officers and serjeants to their respective platoons or divisions ; and their taking care, to make them incline enough, but not too much ; to make them keep their step and not open, though at the same time march as fast as possible : and as soon as they find that their rear file is just got past the division before them ; to give the word *Front!* observing not to advance too far to the front themselves, but to dress with the first division exactly ; and make the rest of the division, (which will be at that time in an oblique position,) do the same immediately.

A R T:





A R T. III.

*Forming an oblique FRONT ; and dispersing and rallying the BATTALION.*

I. **W**HEN the men and officers can do this well and with expedition, they will easily be brought to change their front, and form it in an oblique position to what it was. This is done, by causing a platoon to march out, dressing it in the position in which you would have the battalion front ; and ordering the whole to form and dress by that ; upon which, each platoon or division marches as expeditiously as possible, inclining till it comes to its proper ground, and then fronts and dresses immediately.

II. It is also a very good way to send off the colours, and colour reserve, with some of the drummers, fifes, &c. and order them to halt at a certain place at some distance, fronting a different way, from what they were at first ; then order the men to club, go to the right-about, and the orderly drummer to beat a ruffle, upon which the battalion disperses. After a short time, the commanding officer orders the drums that are with the colours, to beat to arms ; upon which the men shoulder, and run to the colours, falling in as quick as possible unto their respective platoons, and ranks, and dress with the colours. As soon as the major sees that they are in order, and tolerably well dressed ; he will order the drum to begin beating a march ; at which

## Of Counter-marching.

which the whole steps off, and marches forward, dressing well to the colours : or if the commanding officer pleases, he may give the signal by a preparative, to begin the alternate firing from the flanks, as before directed, chap. vi. art. 2. § or, from the centre as described in chap. vii. art. 3. § 4.

III. All these manoeuvres must be of the greatest use in action; as it is impossible but that a battalion must be sometimes put into a good deal of disorder, and much broken, by loss of men, narrow passes, rough and unequal ground, or many other accidents : and the being able to form itself again, and re-establish its order, very quick and expeditiously, must give it great advantage over any other not so expert.

IV. In order to perform them well, the men must be cautioned, to take notice and remember well their platoon, the rank and file they are in, and whether to the right or left of the colours ; and as nearly as they can, to judge the distance from them, and likewise to know their file leaders, and right and left hand men.

(92) (92) (92) (92) (92) (92) (92) (92) (92) (92)

### A R T. IV.

#### Of COUNTER-MARCHING.

I. **T**O change the front of a battalion and make it face opposite to what it did, the first method that presents itself, is giving it the word, *To the right-about!* but by that means the rear rank becomes

becomes the front ; and the whole order of the battalion is inverted : the officers commanding platoons must pass through and change places with those in the rear ; all these are inconveniencies, and defects, which are avoided, by counter-marching the battalion, either by platoons or files.

*The Counter-march by FILES.*

I. This is extremely easy to do, when a battalion is so well exercised as to march well by files. At the words of command,

*Battalion! Counter-march by Files, to the Right!  
March!*

the whole faces to the right ; and at the word *March!* the whole steps off: the right-hand file wheels to the right-about, and marches along the rear of the battalion, followed successively by the other files ; who must take care to march up without opening, and not wheel till they are precisely upon the ground that the first wheeled from. It is needless almost to add here what we have so often insisted on, *viz.* the necessity of marching with the greatest exactness ; keeping the step, &c. when the right-hand-file is got to the ground where the left-hand-file was, and all the rest have wheeled, the words must be given,

*Halt!—Front!*

on which the whole halts and fronts, and the battalion will be drawn up on the same ground and in the same order as before ; only fronting the opposite way.

II. *The*

II. *The Counter-march by PLATOONS.*

The whole battalion wheels by platoons to the right; the first platoon as soon as it has finished its wheel, turns to the right, and marches by files to the rear, till its last file is clear of the right-hand file of the second platoon; then turns again to the right, and marches along the rear of the battalion to the ground on which the left platoon stood. The other platoons all advance, and when they come to the ground on which the first turned, turn to the right twice, in the same manner as the first did, and follow it. When the last platoon has turned to the right and marched so as to cover the others, the Major will give the words,

*Turn to the Right about! Wheel to the Right!*

by which the battalion will be formed as before, only with the front the contrary way.

How both these methods of counter-marching are to be performed to the left, must be obvious to every reader, without farther explanation.

\*\*\*\*\*

## A R T. V.

**T**HERE are a great many other evolutions and movements, particularly those that are practised by the 67th. and 72d. regiments; which are extremely elegant, and might be on many occasions of great use. We shall only mention some of them,  
and

and give a hint how they are to be performed, without entering into any particular detail.

1. To form the column of grand-divisions by files, to the right and front. Each grand-division wheels by files to the right, beginning from the left flank, and marching directly to the front: the grenadiers wheel also by files, separately.

2. The same may be formed to the rear, by wheeling to the right, beginning from the right, and marching to the rear.

3. To the left and the front, by wheeling by files to the left, beginning from the right flanks of the sub-divisions.

4. To the rear, by wheeling to the left, beginning from the left and marching to the rear.

5. To reduce again the divisions; wheel back by files, the contrary way to which they formed.

6. To form four columns, by grand-divisions, to the front. The six files in the centre of each grand-division march forwards; the two sub-divisions face inwards and wheel by files, covering the first six files exactly. The grenadiers either wheel by files and form on the flanks; or divide into four platoons, and cover the head of each of these little columns; which are very convenient for the passing through any gates or narrow passes.

7. The forming these columns to the rear; is done by the six centre-files of each grand division standing fast; the rest wheeling back, and counter-marching by files; as described in the column of retreat, Chap. vii. Art. iii. §. 3.

8. The reduction, and forming battalion, may be done; either by the six centre-files standing fast, the rest facing outwards, and then wheeling up; or by wheeling by files; as described in the reducing the column of retreat, Chap. vii. Art. iii. §. 4.

PART III.

D d

9. In

*Various Evolutions.*

9. In the same manner two columns may be formed, by the wings of the battalion.

10. To form the column of attack from the centre by files, the wings face inwards to the centre, the two centre-sub-divisions wheel by files to the right and left, and march forward, joining one another: the other subdivisions march forward, and when the two centre-subdivisions have wheeled, the two next wheel up by files on the outside of them; and so do the other in succession, on the outside of those preceding them; which forms a column of eighteen or twenty-four in front, according to the number of subdivisions; the depth of which is according to the strength of the subdivisions: the grenadiers post themselves as directed in Chap. vii. Art. iv. § 1.

10. The same may be done from either of the flanks. The flank-subdivision wheeling by files, and marching forward, and the others doubling upon it, as before directed.

11. Little columns may be formed by every other sub-division alternately; the intermediate sub-divisions marching forward, and keeping a constant fire. This may be of use, if your enemy attacks with intervals between his divisions; the little columns may then penetrate into those intervals, and attack the flanks of his divisions; while your other divisions keep them employed in front.

In short, when men and officers perfectly know their business, the variety of evolutions that they may be brought to perform, with great ease and exactness, is almost infinite.

It is always proper, when once a battalion is pretty well disciplined, to accustom them to perform all these manoeuvres and evolutions, on rough ground, broken with shrubs, briars, stones, hollow-ways and pits; for it is not to be supposed, but that in action, such will

be

be the ground you must for the most part meet with ; and a battalion which has always been used to exercise on a plain carefully levelled, and made as like a bowling-green as possible ; (which was the old method, 'till some late officers of a truer military spirit exploded it ; ) can not possibly preserve its order, in any degree, when it meets with these obstacles : whereas, one that is used to it, will do every thing very near as well, as on the plainest ground possible.

(\*)\*(\*)\*(\*)\*(\*)\*(\*)\*(\*)\*(\*)\*(\*)\*(\*)\*(\*)\*(\*)\*(\*)\*(\*)\*(\*)

C H A P. IX.

The marching off before the LORD LIEUTENANT in REVIEW, and dismissing the BATTALION.

I. **W**HEN the lord lieutenant has seen the battalion go through such parts of the exercise, firings, and evolutions as he shall have thought proper, he will then see it march off by companies before him in review: in order for this, the major gives the word of command,

*Officers! to the front as you were!*

upon which, the serjeants that cover the officers in the intervals of the platoons go to the right-about ; at the word *March!* the officers and serjeants step off together, the serjeants posting themselves in the rear ; and the officers that are in the rear, marching

*The marching off before the Lord Lieutenant,*  
ing through the intervals of the platoons, take post at the head of their companies, in the manner directed in chap. 2d. The major will then give the words,

*To the right! Wheel by Companies! March!*

upon which the companies step off together, and wheel to the right; marching off in the following order. First the major; then the first captain of grenadiers and his two lieutenants; in one rank, four paces from the front rank of the company. The drummers two paces behind them; then the first company of grenadiers; the serjeants on the right flank of the front and rear ranks: after them the commanding officer of the battalion; four paces in the rear of the grenadiers, in the front of the right-hand company: the officers of the company four paces behind him; the drummers two paces behind them, being advanced two paces before the front rank of the company. The officers, serjeants, and drums of the other companies, are to take their posts in the same manner as directed for the company of the right. The colours are to march in the front of the lieutenant colonel's company; the first captain between the two ensigns, and the three ranks of hatchet-men behind them; then the officers of the lieutenant colonel's company; and the rest of the companies of the left of the battalion: the lieutenant colonel marches in the rear of the left-hand company: the adjutant in the rear of the second company of grenadiers.

The officers must take particular care that the men march steady, and carry their arms well, strictly observing the directions before given in part ii. chap. iv.

When



When the officers come within six paces of the lord lieutenant, they must begin to salute marching, in the manner described in the exercise of the officers; taking care to begin when they step off with their right-feet, all in the same rank doing it exactly together, being regulated by the officer on the right of the rank: their hats must be off, just as they come over-against the lord lieutenant; and they must not bow their heads in the least, but look him full in the face (1). The ensigns likewise pull off their hats, and the major and adjutant salute him with their swords. After the battalion has passed in review, if the lord lieutenant has a mind to take another view of it, they must form again upon their former ground, by wheeling to the left by companies, so soon as the first grenadier company is come upon the right of the ground, upon which it stood before. If the place of review be far from the place at which the battalion is to be dismissed; the lord lieutenant will perhaps dispense with viewing them again standing, and suffer them to march off thither directly.

When the battalion is to be dismissed, the adjutant will first draw out the officers and men designed to mount guard, form them, and march them off. After which the colours are to be sent off, and lodged, as directed in chapter the 3d. when that is done, the major will give the word for the battalion to club their firelocks, go to the right-about, and dismiss them with the ruffle of a drum.

**A P P E N -**

---

(1) The first captain who marches in the centre of the colours, must, when he comes within about fifteen paces of the lord lieutenant, advance two paces before the colours; and when he comes to the proper distance, begin his salute.




# A P P E N D I X.



## A R T. I.

### The Manner of Mounting a GUARD.

I.  WE think it will not be disagreeable to our readers just to give a few short directions about the manner of mounting and relieving a guard, posting and relieving of centries, and with regard to the compliments to be paid by the guards, &c. to the officers. We shall be extremely concise on these heads, as we look on them not to be matters of such immediate use to the militia officers, unless when the militia is embodied; and then we must recommend to them, the excellent and most useful work, of that brave experienced, and worthy officer, general Bland: where they will find all matters relating to the service, set forth and explained with a method and precision, which we have in vain endeavoured to attain to, in such parts as we have treated of; and to which we are greatly indebted. The different changes and alterations introduced into the

the discipline of the army, since that book was first published, had made it to be looked upon as almost obsolete, and caused one of the best books on the subject, in our, or perhaps any other language, to be neglected, and not studied as it ought to have been; it is with great pleasure therefore that we find, that a new edition of it, is published, adapted to the present system of discipline; by a gentleman whom every body must allow most completely qualified for the undertaking: since we cannot but wish, that our militia officers would study it carefully and with attention; as they will find in it almost every thing they can want to know, explained in a most skilful and masterly manner.

II. When the militia is assembled in the Whitfun-week by battalion, it will be extremely proper that a guard should be mounted; not only in order to show the officers and men the manner of doing it; but likewise to pay the proper compliments to the lord lieutenant and commanding officers, of posting centries at their doors; and also to assist in the keeping good order at the mens quarters; and confining such of them as shall be drunk, or cause disturbances. The number of this guard must be determined by the commanding officer. We will here suppose it to consist of a subaltern, two serjeants, two corporals, two drummers, and two private men out of each company, the grenadier companies being reckoned: making in all thirty rank and file.

To form and mount the guard. Before the Battalion, be dismissed the adjutant will order the *Guard* to *march out*; upon which, the officer, serjeants, corporals, drummers, and men, that are ordered for guard, march forward about twenty paces; directly  
in

in the front of the respective companies ; he then makes them all face to the right, and march and join the men of the right-hand company, who stand fast ; he will then form them into three ranks ; and when that is done, give the word *Front!* on which they come to the left, to their proper front : the officer then marches them off in two divisions, to the place appointed for the guard : when he comes there he halts them, and sees that the ranks are at such a distance from each other, that they may have room to wheel and form a rank intire : taking care to march to the place in such a manner, that the left flank may be towards the side to which they are to front. When he comes upon the proper ground, he will give the words,

*To the left Wheel, and form a rank intire ! March!*

as soon as the rank is dressed, which the serjeants are to see immediately done ; the officer will order the corporals to march off, with the number of centuries wanted : which will be two to the lord lieutenant's quarters, with bayonets fixed ; two to the colonel's with bayonets fixed ; two to the lieutenant colonel's, and one to the major's without bayonets ; and one at the guard ; who is to have the care of the arms : after which, he will order his guard to ground their firelocks, if the weather and situation of the place where the guard is posted will permit ; if not, they must lodge them : in that case, he will order the guard to face to the right or left, which ever way is the most convenient for them to march to the guard-room ; and give them the words *March ! Lodge your arms !* whilst the men are marching into the guard-room, the drummers beat the troop. Before the arms are lodged, the officer will strictly order

order his men to keep close to their guard ; and not suffer a man to stir from it on any account whatsoever, without leave ; which is not to be given to above two men at a time, and that must not be for more than half an hour.

III. The corporal in going to post the centries, is to march at the head of the men with his firelock upon his right-arm, and his bayonet fixed ; taking care that the men march regularly, and in good order, keeping strict silence ; when he comes to the place where the centries are to be posted, he halts them ; and orders the whole to *Rest their firelocks*, and the men that are to be posted, to march out of the ranks, up to their posts ; there he makes them fix their bayonets, if necessary, and recover and gives them their orders : he then gives them the word, *To the right-about!* after which, he orders his men to shoulder, and the centries shoulder their firelocks at the same time, doing their motions exactly with the men,



A R T. II.

*The Manner of* RELIEVING *a* GUARD.

I. **A**S soon as the new guard comes within forty paces ; the officer of the old guard (having drawn it out before,) orders his guard to *Rest their firelocks*, and the drummers to beat a march ; the new guard is to draw up opposite the old one, and fronting it ; the officer commanding it, as soon as it is dressed, will order them to *Rest their firelocks*,

PART III.

E c

the

the two officers then advance forward to one another ; the officer of the old guard delivers what orders he has received concerning the guard, to the officer of the new one, and acquaints him with the number of centries, and other particulars relating to it ; after which the officer of the old guard, orders his guard to shoulder, the officer of the new guard doing the same ; and then orders out the corporals with the numbers of men to relieve the centries, a corporal of the old guard marching with each of them, to show them the posts, relieve his men, and hear them deliver orders. When the last centry is relieved, the corporal of the old guard gives the word *Shoulder !* and then marches his men back to the guard ; the corporal of the new guard returning with them ; and he then acquaints his officer with what orders he has received, and if all be well otherwise. When the last of the centries are returned to the guard, the officer of the old guard will order his guard to club their Firelocks, and then give them the words, *Wheel to the right ! and form your Ranks !* the serjeants having taken care to tell them into six ranks. As soon as the old guard marches off, its drummers beat the troop ; the officer of the new guard orders his guard to rest their firelocks, and his drummers beat the march. If the old guard wheels near either of the flanks of the new one, the officer will order it to face that way, and as soon as the old guard is at about forty paces distant, he will order his guard to front, and then make them take up the ground which the old one stood on, and then ground their firelocks, or lodge them in the guard-room as directed before. The officer that is relieved, is immediately to make a report of his guard, and whatever occurrences have happened during it, to the commanding officer.

II. As

II. As soon as the corporal with the relief, comes within six paces of the centry who is to be relieved, he orders his men to halt, and rest their firelocks, the centry who is to be relieved, is to rest his arms at the same time; the corporal then orders the first who is to go on duty, to relieve the centry; upon which he advances within a pace of the centry, then halts, and receives the orders relating to that post, from the centry who is to be relieved; to which the corporals are to give attention, least some part of the orders might be omitted. As soon as they have delivered their orders, he gives the word *March!* upon which the centry that is relieved, marches into the rear of the relief, and the centry that is posted, marches up to his post: at the word *Front!* they both come to the right-about; the corporal then orders them to shoulder, and marches off to the next post.

III. If the centries are required to have fixed bayonets; before the orders are delivered, the corporal gives the word *Fix your Bayonets!* upon which they both bring their firelocks to the left side at one motion, as directed in the explanations of the manual exercise; at the same time that the old centry unfixes his bayonet, the new centry fixes his; and at the word *Recover your Arms!* both come together to their rest again, at one motion, in the manner described in the manual.

IV. The compliments to be paid by the guards and centries of the militia to the several degrees of officers are in general as follows:

E c 2

To

## A P P E N D I X.

To the lord lieutenant of the county, the guards turn out, rest their arms, beat a march, and the officers salute.

To a colonel, the guard of his own regiment turn out, and rest their arms.

To a lieutenant colonel, the guards of his own regiment turn out with shouldered arms.

To a major, the guard of his own regiment turns out with ordered arms.

When the lieutenant colonel, or major commands the battalion, their own guards pay them the same compliment as is directed for the colonel.

V. When any person that appears to be an officer passes by a centry, he is to stand shouldered, taking care to carry his arms perfectly upright and steady.

To the colonel, lieutenant-colonel, or major, he is to rest.

Whenever the militia is called out into actual service, and under the command of general officers of the regular troops, there will be other distinctions to be observed; which being all set forth with great accuracy in general Bland's work, it is needless to say any more on this subject.

~~§§ (§§) (§§) (§§) (§§) (§§) (§§) (§§) (§§) (§§)~~

### A R T. III.

STANDING ORDERS *for the Non-commissioned Officers and Soldiers of the NORFOLK REGIMENT of MILITIA.*

**W**E have thought it not improper to add the standing orders, respecting the behaviour of the non-commissioned officers and soldiers of the Norfolk



Norfolk regiment of militia; which were printed, and distributed amongst them, soon after we were embodied; and directed to be constantly kept in the guard-room, and frequently read to the men for their instruction.

DIRECTIONS for the behaviour of a private  
SOLDIER.

He is always to be regular, sober, and orderly in his behaviour, and strictly attentive and obedient to the commands of his officers; both commissioned, and non-commissioned. He is never to presume to enter into any dispute with a non-commissioned officer, especially on matters of duty; but treat them with respect; and if he thinks himself ill used, by any of them, he is to make a proper and decent application, to the officer who has the command of his company; for him either to set it right, or report the affair to the commanding officer of the battalion.

In his quarters, he is always to behave with decency and prudence; not giving his hosts more trouble, than he cannot avoid, and endeavouring to get their good will, by his obliging behaviour; carefully shunning all disputes and quarrels with them, or the guests that may come to their houses. If he finds that he is ill used, or not allowed what is proper; he is to make his complaint to his officers; who will see him redressed.

If he is ill; he is immediately to inform his serjeant, and apply to the doctor of the regiment, or (if he be not present,) to whom his officer shall direct; but on no account presume to tamper with himself, or apply to old women, and quack doctors, who will only ruin his health, and make it more difficult, if not impossible, for the doctor to cure him.

Always

## A P P E N D I X.

Always when under arms, he is to observe the most strict silence, giving the greatest attention to the word of command. Whenever he is ordered out for guard, or exercise, he is to take care to be at the place of assembly rather before the time appointed; with his arms, cloaths, and accoutrements, exactly neat and clean; and put on in a proper and soldier-like manner.

This attention to the keeping his cloaths and arms clean, he must never in the least neglect; but when off of duty, always appear in the streets, in a clean, decent, and soldier-like manner, with his hat well cocked, his stockings well tied up, shoes clean, properly buckled, &c. When he meets an officer, he is not to get out of the way, nor avoid him; but stand fast, fronting to him, and taking off his hat with his left-hand, with a brisk motion, let it drop close to his side; not bowing his head in the least, but looking the officer full in the face, with a decent and manly assurance.

But no soldier at his post, or under arms, at any time, is to pull off his hat, or make any motion towards it; upon being approached, or even spoke to, by any person of whatever rank he may be.

When posted as centry, he is not, on any account, to quit his post, or suffer himself to be relieved, but by a corporal of the guard to which he belongs.

He is at no time to quit his arms, or suffer any body to handle them. He is himself to make no noise upon his posts, by singing, whistling, or any other way, nor suffer any noise or riot to be made near him; but call to the guard, if he is not able to prevent it. He is not, in day-time, to put on a watch-coat, unless in frost, or in rain.

When

When centry in a town, he is to challenge no louder, than that he may be well heard at about ten paces distance, by the person challenged.

When any person that he knows or suspects to be an officer in the army, comes near his post, he is to stand shouldered; taking care to carry his arms perfectly upright and steady, and as much as possible front to the officer; and not walk upon his post till such officer be past him: He is to pay no compliments of rested arms to any person whatsoever, after retreat or tattoo beating, or after it is dark.

If any officer, to whom he is ordered to rest, keeps walking to and fro by his post, after he has paid him the compliment of resting; he is then to shoulder, or order, according to the manner in which he was posted.

When any guard, detachment, or body of troops whatsoever, marches by his post with drum beating, he is to rest his arms as the officer who commands it marches by him, and keep them so rested, until the whole is marched by.


In the field, or in fortified places, in time of war, or rebellion, he is not to suffer any person to advance upon him, or to retreat from the spot where he bid him stand, until he has called to the corporal of the guard, in order to his being examined. Every centry is in the night, to challenge whoever comes near his post, by calling out, *Who comes there!* if the persons challenged answer, *Friend*, and he has no orders to stop them, he is then to answer, *Pass friend*; if they answer, *Rounds*, and he is likewise to let them go by him, he is then to reply, *Pass rounds*; without asking what rounds; at the same time he is to rest his firelock, and keep it rested till

till the rounds are passed him; but, unless to rounds, he is never to rest in the night. If upon challenge he is answered, *Patrole*, he is to reply, *Pass patrole*, standing shouldered till the patrole is past him. If he is answered, *Relief*, he is to reply, *Advance relief*, if coming to him; or, *Pass relief*, if he is just posted. If, when posted the nearest centry to the guard, upon challenging he is answered, *Rounds*, he is immediately to reply, *Stand rounds*, and call to the corporal of the guard, that a party may be sent to enquire what rounds; but the centry is never to ask what rounds: he is, at the same time, to rest his firelock, and keep it so till the rounds have passed him, or retired; but in no other post but next to the guard, he is to order rounds to stand.

Every centry is to observe the particular orders given him by the corporal who posts him, though they should contradict any of the above general rules.

These instructions to be read by the corporal in the guard-room, at every relief of the centries he is going to post, until every private man in the regiment be acquainted with them.

And, for the future, before any man be put upon duty, the serjeant-major is to see that they be read and explained to such man.



### *The DUTY of a CORPORAL.*

**H**E is to be perfectly skilled in the use of his arms, that he may teach the use of them with the utmost exactness, to the recruits of his company.

His

His arms are to be always remarkably bright and clean, his accoutrements well put on, and every part of his dress well fitted to him, that he may be an example to the private men.

When visiting the mens quarters, he is, without favour or affection, to report those that shall be absent; and to inform himself at the same time, what part of the things belonging to the absent men, are left in the quarters; and he is often to enquire how they behave in them, and report those that are complained of.

He is never to go for orders, without his fire-lock and duty-roll with him; by which he is to warn the men for duty at the time appointed.

Before he marches any man to the parade for guard, detachment; or any other duty, he is to see that their arms, cloaths, and accoutrements are in good order, and that they have the ammunition required, and whatever else is necessary for the duty they are going upon.

He is to number off the relieving guard, beginning with the right or left as he is ordered; to march the relief at a moderate pace, forming them in proportion to the number of the centries, so that there be more in front than in depth; not to suffer them to talk, or make the least noise on their march; to begin by relieving the most advanced posts, and so to the next nearest to the guard: when challenged in the night, he is to answer, *Relief*.

He is to be careful that they go through every motion practised in the relief; to be very distinct in the orders he delivers them, and very attentive to those delivered by the relieved centry, that if there be any mistake he may rectify it, and explain what the new

PART III.

F f

centry

centry does not well understand; and, at the same time, to remind any young soldier of the general rules to be observed by all centries.

He is to visit the centry-box, or whatever else belongs to the posts that the centry has in charge; and if he finds that any thing is missing, hurt, or destroyed, he is not to proceed to the relief, until he has acquainted the officer of the guard.

No centry is to be posted, that he has reason to believe is in the least concerned in liquor; but he is to return to the guard for another number, and report it to his officer.

When returned from the first relief, he is to take a written roll of the mens names of the guard, according to their number. When marching at the head of a guard which he commands, he is to carry his firelock on his right arm; as likewise upon all duties when he is not in the ranks; and to draw up his guard in a single rank: himself standing on the outside of of the right flank of it, one pace advanced before his men.



*The principal PARTS of the DUTY of a SERJEANT.*

**H**E is to be strictly honest and sober; diligent, active, and resolute, in every part of his duty; to be tight and clean in his dress, without foppery; and, in his outward carriage, sedate and manly, without affectation.

Always

Always to be the first upon the parade, where the men of his company are to assemble, that he may be in time to rectify any thing he sees amiss in their arms or dress, before his officer appears.

Without being too familiar with the men, he is to converse with them, in order to know their characters, and be able to inform his officers of their good or bad qualities ; which he is always to do with the greatest impartiality.

He is to be perfect in every part of the exercise, that the battalion is any time to perform ; to be careful the mens arms be kept clean, and in good order ; their cloaths in constant repair ; their accoutrements put on so as be in a line in the ranks ; and that the men be exactly sized when drawn up ; that they carry their arms strait and well ; and in a perfect level, as to the height and sloping when shouldered ; and uniformly in all their motions under arms.

When on guard, he is to be always ready at a moments call ; to have by him a roll of the mens names ; to suffer none to be absent without leave ; and immediately to report such as are not returned to the time limited. He is to prevent gaming, swearing, and any kind of immorality, or disorder, in the guard-room ; to watch carefully the time of the *Rounds*, *Patroles*, and relief of *Centries* ; and not to lie down, but keep walking, in the night-time, at the head of the guard, or guard room door.

When mounting with a guard-party, or division, which he does not command ; though his post be on the flank of the front or rear rank, as he marches by any superior officer viewing that body ; he is, when out of his sight, and at all other times, to move, now and then, to the flanks of each rank, to see that they keep their proper distances, march in a

F f 2

strait

## A P P E N D I X.

frat line, and carry their arms with the greatest uniformity.

In the wheeling, he is to be at the wheeling centre, to see it performed with exactness ; taking care that the rear ranks close well up to the front, before the division begins to wheel, and likewise, that the division comes exactly square up to the ground, and does not begin wheeling too soon : when the division has wheeled, he is to take care that the ranks open, in marching, to two paces distance, keep exactly dressed, and step together ; and when the division is on the march, then to continue to and fro on the flanks as before ; being particularly careful, that the outside files cover those of the most advanced division of the battalion he can carry his eye to.

When leading a division, he is to march exactly in the centre of it ; and when within two paces of the front of the battalion where the division is to be drawn up or halt, he is to step aside to the flank.

While the men are under arms, he is not to suffer any person to bring drams or other liquor to them ; nor any body to be at hand with them in the rear, on any field-day, or day of review : when the company is to march, he is to see that the baggage be carefully put up ; and that every soldier carries what properly belongs to himself.

Upon the march, he is not to suffer any man to quit his rank, in order to fall into the rear for his own convenience, until he shall have left his firelock, to be carried by a comrade till his return.

Nor when marching in an inclosed country, is he to permit any one to slip into a bye path, or any track but where the whole division marches.

He is to visit often the spare arms, cloaths, and stores of the company, and report their condition :  
and



and to take care that no ammunition delivered to the men, be either embezzled or wasted; and that they are well taught how to make up their cartridges. When provision, straw, firing, or any other allowance, is to be parcelled out into shares, he is to be very impartial; that the craft of some, may not carry away more than is their due.

He is never to lend any private men money, without leave from his officer; and before he issues out any pay, he is to report all just debts that are come to his knowledge: and when the men mess, he is to see that a sufficient part of their subsistence be laid out in provisions fit and wholesome; and likewise visit the mens kettles, at the time they are ordered to be boiling; as also visit the mens barracks, and see that they are swept clean, and their beds made.

Before he makes his morning report, he is to enquire into the state of the sick in their quarters, and in the hospital. He is not to curry favour with the men, by concealing any of their faults from his officer; but gain their love by pleading in their favour, where he has reason to believe they will amend by lenity; and, on the contrary, when he knows them of an incorrigible disposition, he is to report them as such: by which he will be feared by the bad, and loved by the good; which is all he should desire.

Whenever he carries orders from the king, he is to have his halberd with him; and always to be provided with pen and ink, and a duty and size roll of the company.

He is to suffer no man under his command to dispute his orders, or to delay in obeying them, but immediately to commit such offender prisoner; as likewise, any man, who shall by menacing or threatening

## A P P E N D I X.

ning words or gestures, or by an untimely jest, seem to dispute his command.

But he is never to strike a man, when he can possibly put him prisoner.

In all sudden emergencies, however, where command must immediately be obeyed, or the consequence may be dangerous, he then may, and must use such force as is necessary to procure obedience, and strike a terror into others, who might be encouraged to slight his authority.

He is at all times to come to his officer with becoming respect, and at the same time with a manly confidence, that bespeaks his knowing and having done his duty.

He is, as much as possible, to be acquainted with the persons of all general officers, and others his superiors in the army.



## A R T. IV.

*The* FUNERAL EXERCISE.

**W**E find that in part 2d, we have omitted the manner of reversing the arms, in order to attend a funeral: as we then did not think of being embodied so soon, nor of having any use for those motions, when our manual was composed; they escaped our attention: however, we now give them here.

*Reverse*

*Reverse your Arms ! 3 Motions.*

1st. Seize your firelock with the right-hand, back-handed ; in the same manner as in clubbing. Explan. 8th. mot. 1st. of the manual.

2d. Turn the firelock the butt uppermost, as in clubbing ; only observe to bring the barrel to the front, sinking it at the same time, till the guard be at the height of your shoulder ; and seize it at once at the small of the stock, above the cock, with the left-hand ; the back of it to the front, the four fingers resting upon the cock, and the thumb on the guard.

3d. Bring the piece under your left arm, the barrel downwards ; the butt to the front, at the height of your forehead, the muzzle to the rear, pointing to the ground ; keeping your left-hand in the same position as before ; and the left-elbow close down to the body ; and at the same time throw your right-hand behind your back, taking hold of the firelock near the swell of the tail-pipe, the palm of the hand upwards, the thumb along the side of the barrel.

*Shoulder ! 3 motions.*

1st. Bring the firelock from under your arm, with the left-hand, seizing it back-handed with the right, in the same position as in motion 2d. of the former explanation.

2d. Turn the piece, bringing your left-hand under the butt ; as in explan. 8th. mot. 2d. of the manual.

3d. As

3d. As in explan. 8th. mot. 3d. of the manual.

The officers carrying their fuses on the right-arm, reverse them likewise in three motions.

*Reverse your Fuses! 3 motions.*

1st. Bring the piece upright, seizing it with the left-hand, as in explan. 1st. mot. 1st. of the officers exercise.

2d. Turn the fusee with your left-hand, on the outside of your right-arm, reversing it with the butt uppermost, to the front, and the muzzle downwards to the rear; and bring it under your right-arm; seizing it at the same time with the right-hand, at the small of the stock, above the cock, the four fingers resting upon the cock; the knuckles uppermost, and the thumb on the guard.

3d. Quit the left-hand, and throw your left-arm behind your back, seizing the fusee near the swell of the tail-pipe; the palm of the hand uppermost, and the thumb along the side of the barrel.

*Carry your Fuses on your right-arms! 3 motions.*

1st. Bring the fusee, with the right-hand, to the position of mot. 2d. of the former explanation; seizing it back-handed with your left-hand.

2d. Turn the fusee with the left-hand, on the outside of the right-arm, till it is upright, and at the same time seize it with the right, at the small of the

the stock, as in explan. 2d. mot. 2d. of the officers exercises.

3d. Drop the fusée on your right-arm, as in explan. 2d. mot. 3d. of the officers exercise.

We know of no fixed rules for the manner of the funeral procession, &c. the Prussians, indeed, have every particular relating to the burial of officers, and private men, established by authority, and inserted in the regulations; but with us, every corps, we believe, follows its own methods, and is regulated by the greater or less expence and cost, that is intended to be laid out in the funeral: however, in general; a detachment attends with arms, according to the rank of the deceased; with proper officers, &c. drums, fifes, and Halberds, in mourning: and precedes the corps with their arms reversed. The sword drawn is fastened upon the coffin, with the scabbard across it, saltierwise. Then follow a certain number of soldiers without arms, serjeants, officers, and friends; observing that all is reversed, and the highest in rank comes last: during the burial, the detachment is drawn up in the church-yard; and after the corps is buried, it fires three vollies over the grave, or in the church-yard, and then shoulders, clubs, and is dismissed. The Prussians wear no marks of mourning, but black crapes round the left-arms, and black sword-knots; the officers being otherwise in full regimentals: and this we imitated, on a melancholly occasion or two of this sort, which happened amongst us.

We have likewise in our chapter of firings, omitted the *parapet firing*; because we apprehend, that it is very needless to fix any particular method of performing it; as it must vary so much, according to the number of men that you have, and the

PART. III.

G g

extent

extent of the work which is to be defended: for these considerations must regulate your manner of disposing of them, whether two or three deep, or only in a single rank; the principal article is, for the officers to see that the men take good aim, and point well their pieces along the slope of the parapet; and not the moment they are stepped up upon the banquette, lay their pieces on it, and fire horizontally and almost at random; but rather endeavour, to keep up a steady fire, well aimed and directed, so as to do execution, than fire away double or treble the number of shot, in the same time, to little or no purpose: which is an extreme we seem to have ran into of late years; though some late authors of authority have assured us, that it is not the very quick fire of the Prussians, that has the most contributed to their victories; and that their great monarch is much less anxious for fear of his enemies equalling him in that part of his discipline, than in the other branches of it. However if any one has a mind to exercise a battalion in the parapet firing, the methods laid down in Bland, page 92. and seq. are as good, and less complicated than the Prussian method; which seems more calculated for exercise, than service.



## A R T. V.

*The different BEATS on the DRUM, and when they are to be used.*

### I. *The REVEILLE.*

**I**S to be beat in a morning, as soon as it is light enough to see to read writing; this is to be done by the drummers of the guard in the front of the guard-room, or place where the guard draws up.

II. *The*

II. *The GENERAL.*

If all the troops are to march that day, the reveille is to be omitted, and the *General* is to be beat, by all the drummers round the quarters, at the time appointed by the commanding officer; that is to say, if *all* the troops that are present in quarters are to march; but not otherwise, it being a signal for the whole to turn out, and prepare for marching.

III. *The ASSEMBLY.*

Some time after the *general* has been beat, the drummers are to beat the *assembly*: at which, the men are to repair to, and draw up at the appointed posts of their respective companies; or where else they shall be ordered.

If only part of the troops are to march, the *Assembly* is to be beat instead of the *General*; and some time after that, to be beat a second time, for the men to assemble.

IV. *To ARMS.*

is the signal for the whole to take arms; or for the battalion to stand to their arms, if they have grounded them; or at first forming; in that case it is not to be beat above two minutes at a time, but not to be beat at all, if the whole be already formed.

V. *The TROOP.*

Which is the same beat as the *Assembly*; and is to be beat at the head of the battalion, or a guard, before it marches off, to call the officers, &c. to their

## A P P E N D I X.

posts. It is likewise used, when the grenadiers go for the colours, and when they return with them: and also when guards are relieved, (if it be a guard without colours,) the officer is to order the guard to club, and the drummers beat the troop in marching back to the parade.

VI. *The* GRENADIERS MARCH.

should never be beat but with the grenadiers; or when the whole advances to charge an enemy.

VII. *The* BATTALION, or FOOT MARCH.

is to be beat when the battalion or any part of it marches; but never but with shouldered arms.

VIII. *The* RETREAT.

is to be beat when the battalion is to retreat, and then very slowly: and also at sun-set, at some fixed post, by the drummers of the guard; in order for the men to assemble, for the rolls of the companies to be called, and for the officers to read and deliver, what orders they have received for the men of their respective companies.

IX. *The* T A T T O O,

is to be beat at an hour appointed by the commanding officer; (which is generally eight in winter, and ten in summer :) by all the drummers round the quarters: this signal is for all the men to be in their quarters; and the serjeants are to go round and see that they are so.

## X. XI.



X. XI. XII. *The SERJEANTS and DRUMMERS CALLS.*

are almost needless to mention, as well as the DEAD-MARCH, and some other trifling beats.

XIII. Notwithstanding what we have said against the method of going through the exercise by beat of drum, and that we think it much better to accustom the men to be attentive to, and obey the words of command: yet, as on certain occasions, especially in action, the voice cannot be heard; the method recommended by *Mons. de Bombelles*, (and which we are informed is introduced into the French discipline,) of having certain signals on the drum appointed; which denote the nature of the motions to be performed, as well as the time when they are to be commenced; is certainly a very good one; we shall therefore, give a sketch of such as we have thought of, rather as a hint, than any thing more; being very sensible, that great improvements may be made in this scheme, which we ourselves have scarce practised, or attempted to perfect. It seems however very strange, that nothing of this sort has been already done; which it has not, with us at least, that ever we heard of.

XIV. *SIGNALS for the DRUM.*

- Turn, or face to the right! - Single stroke, and flam.
- To the left! - - - Two single strokes, and flam.
- To the right-about! - - Three single strokes, and flam.
- Halt! - - - Flam.
- Wheel to the right! - - Roll, single stroke, and flam.

To

## A. P. P. E. N. D. I. X.

To the left ! - - - -	Roll, two single strokes, & flam.
To the right-about ! - - -	Roll, three single strokes and flam.
To the left-about ! - -	Roll, four single strokes, & flam
Make ready ! - - - -	Preparative.
Cease firing. - - - -	The General.
March ! - - - -	March, and a flam.
Retreat. - - - -	Retreat, and a flam.
Advance by the double step.	Grenadiers March.
Charge ! - - - -	Point of War.
Divisions to close up. - -	Troop.
Form Battalion ! - - - -	To Arms.
Club, marching. - - - -	Drummers call, and a flam.
Shoulder, marching. - - -	March, and a flam.
Fix bayonets, marching. - -	Roll, and flam.
Return bayonets, marching.	Two ruffles, and flam.

If the wheelings are to be performed by sub-divisions, which is our most common way of doing them, the plain signal will serve ; if by platoons, or grand divisions, the voice must be used to specify which ; as we apprehend the signals would become too complicated, and even confused ; the distinctions on the drum being so few, as to admit of scarce any variations.

*N. B.* We have endeavoured to avoid any ambiguity, which might perplex the men ; by the *flam* being almost always the signal to determine the time, when the first motion is to be begun : otherwise in the facings and wheelings, they would be apt to begin the motion, at the first strokes ; without waiting for the signals being finished.

C O N-

(C) (25) (27) (28) (29) (30) (31) (32) (33)

## CONCLUSION.

**T**HAT we have delayed the publication of this third part, so much longer than we promised, and intended; we beg may be attributed, to our earnest desire of making it as perfect as we could; and of giving nothing, but what we had tried; and that very often, in variety of methods, in order to chuse the easiest, simplest, and consequently of most real use in service. We well know that many parts of our work, are not near so perfect as we could have wished them; and that very likely, others may hit off better methods of doing things; or be more happy and clear in their explanations, than we have been. Some passages we must expect, will be highly obnoxious to meer *practical* military men, who will censure, and probably condemn us, with great severity: we could only wish, that before they take upon them to decide peremptorily; they would give themselves the trouble of looking into those authors, whose sentiments we have adopted: they would there find, the arguments that weighed with us, set forth at large; which it was impossible for us to attempt, in such a work as this; all that we could do, was to indicate our authorities: if they will not do this, we must appeal from their decision, as incompetent judges. What would give us most pleasure and satisfaction, would be, that this work, imperfect it is, should excite some officer of parts, abilities, and experience, equal to the undertaking, (and we are certain we could name some that are,) to publish something

something on this subject that should be quite complete; and be as perfect a guide in every part of duty, to the military officers; as a late admirable work (1) has been found to be to the civil magistrate.

We would not be thought here, to lessen the merit of Bland's treatise, or retract what we have already said in its praise; we allow it the best book extant, but think one might be composed, still preferable in point of method; and that several things might be added, others abridged, and others omitted, to render it more perfect, and make it clearer and easier for young officers to comprehend, and find out every thing they may want to know.

In our appendix, we have only meant to give a few slight hints, of things which we had not time to treat of more at large. The manner of mounting and relieving the guard, was indeed almost needless; as all matters relating to that duty, are to be found at large in Bland: only, as our exercise is different from that of the army, & consequently the motions that the guards and centries perform, are so too; it serves to show, in what manner it is to be adapted to those purposes. Many things more might have been added to the standing orders; but these were what we gave out at first, as most necessary, and properest for young soldiers to be immediately acquainted with.

The signals on the drum, we have scarce experienced; as it was not till very lately, that we thought of settling any, for the particular facings wheelings, &c. however the hint will bear improvement, and may possibly not be unuseful.

We

---

(1) Burn's Justice.

We cannot forbear here, taking notice of the gentleman, who examined the first and second parts of our work, in the monthly review, for october 1759: which we must acknowledge that he did in the gentlest manner, and in most parts with a great partiality in our favour. We think, that we could with very little trouble, convince him, that he is mistaken in his criticisms with regard to our method of clubbing; his other objections to it, are far from unanswerable, and the seeing it performed, would at once show him the facility and ease of our manner of doing it; and that it is attended with no inconvenience whatever, either standing or marching. We must likewise be persuaded, that if he was to see a body of men in marching out of a town, or to the place of exercise, (if distant,) club all together at a signal, (which is what we almost constantly do,) without halting or loosing the step; and again upon another signal, shoulder in the same manner; so good a judge as he is, would approve of it, and allow it to be both more elegant and military, than the common method: to which we may add, that it is entirely Prussian; which he must allow to be a prejudice in favour of it, though we will not shelter ourselves under any authority as infallible.

PART III.

H h

F I N I S.



# ERRATA.

IT is no small mortification to us, that after having (as we thought) taken the greatest care, to have our work printed correct; there should be so large a sheet of Errata necessary. However we must own, that our distance from the press, and the want of a corrector, that understood the subject treated of, have baffled all our precautions: and what is worse, in many places the errors are such, as make us either talk absolute nonsense, or quite different from what we meant to do. Therefore we must beg our readers, to be so good as to correct with a pen, the most material errors, before they begin reading our work.

## INTRODUCTION.

Page ii. line 9. for *curfary*, read *curfory*.

P. iii. note 1. l. 10. for *anciets*, read *ancients*.

P. ix. note 5. l. 2. for *make*, read *have*.

P. xviii. l. 21. for *finger*, read *fingers*.

P. xix. l. 34. *add* parenthesis before *now*, and *del* parenthesis before which.

Ibid. l. 35. for *gratefull*, read *gracefull*,

P. xx. l. 30. for *ether*, read *either*.

P. xxiii. l. 26. for *Botiëe*, read *Botée*.

P. xxv. l. 23. for *alter*, read *altar*.

Ibid. l. 33. *add* comma after point; *del* comma after *might*.

P. xxix. l. 2. for *centry*, read *century*.

Ibid. l. 17. for *or*, read *of*.

P. xxxi. l. 32. for *tootr ifling*, read *too trifling*.

P. xxxii. l. 25. for *triflings*, read *trifling*.

Ibid. l. 29. for *the*, read *they*.

## Part I. and II.

P. 5. l. 2. *add* comma after *motion*.

P. 6. note 2. l. 2. for *their*, read *there*.

P. 7. l. 10. for *stept*, read *step*.

P. 13. l. 4. reference to the note (10), to be placed at line 5th,

P. 26. Title, for *OË*, read *OF*.

Ibid. l. 13. *add* semicolon after *battalion*.

P. 27. l. 8. *add* comma after *left*.

Ibid. l. 10. *add* comma after *piece*.

P. 30. l. 13. for *kunkles*, read *knuckles*.

# E R R A T A.

- P. 38. l. 18. *add* comma after *all*.  
 Ib. l. 35. *del* comma after *they*.  
 P. 42. l. 13. *add* semicolon after *command*.  
 P. 44. not. 3. l. 2. for *strengthen*, *read* *straighten*.  
 P. 50. l. 10. for *to*, *read* *too*.  
 Ib. l. 23. for *repremand*, *read* *reprimand*.  
 P. 51. l. 10. & 11. for *making men*, *read* *making the men*.  
 Ib. l. 11. for *exactly*, *read* *exactly*.  
 Ib. l. 14. instead of semicolon after *upright*, *put* comma.  
 Ib. ib. instead of comma after *recover*, *put* semicolon.  
 P. 52. l. 7. *add* comma after *exercising*.  
 P. 53. l. 33. for *are*, *read* *be*.  
 P. 54. l. 7. *add* comma after *recover*.  
 P. 57. not. l. 1. *add* comma after *here*.  
 P. 66. l. 4. for *men*, *read* *man*.  
 P. 67. note last line, *read* Art. 1st. § 4 and 5.  
 P. 68. l. 3. for *or*, *read* *a*.  
 P. 76. l. 10. for *first*, *read* *front*.  
 P. 81. l. 9. *del* *first*.  
 P. 84. not. l. 7. for *perceptible*, *read* *perceptible*.  
 Ib. l. 12. *add* comma after *finis*.  
 P. 85. l. 19. *del* *interjection* after *right*, and *put* a comma only.  
 P. 86. l. 7. *add* semicolon after *exercised*.

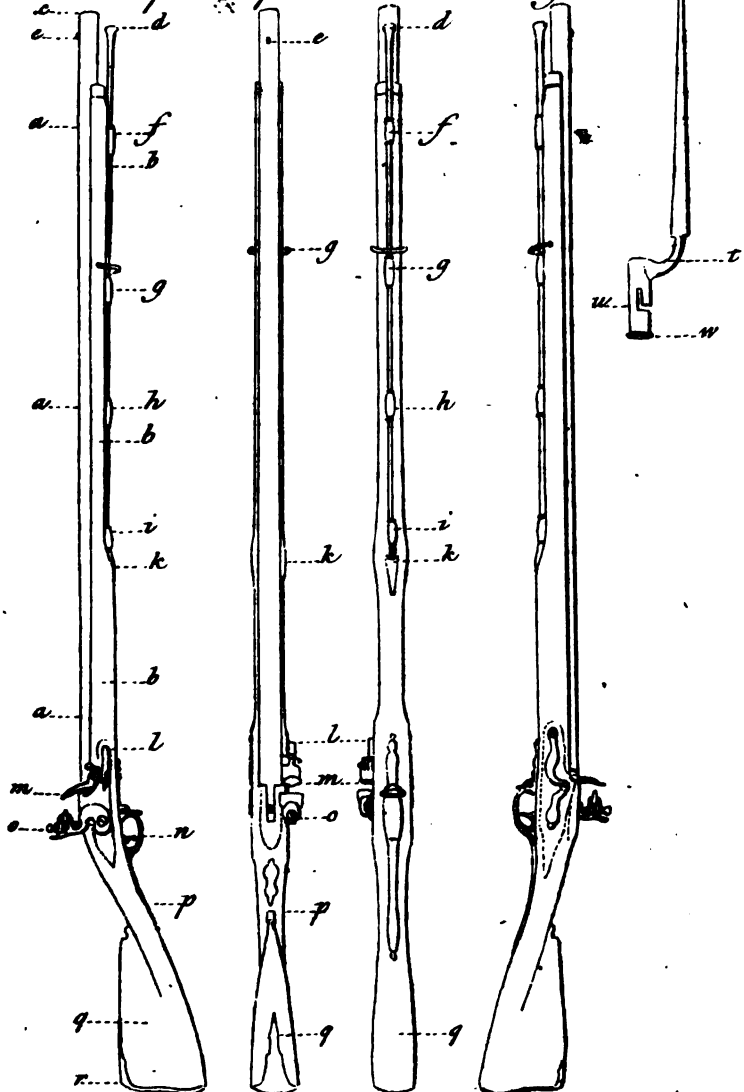
## Part III.

- P. 105. l. 18. *add* comma after *proper*.  
 P. 106. l. 12. for *file*, *read* *files*.  
 P. 109. l. 26. *del* *unfix*.  
 P. 111. l. 12. for *lieutenant*, *read* *lieutenant*.  
 P. 114. l. 14. for *grenadiers*, *read* *grenadier*.  
 Ib. l. 15. after *companies*, *add*, or *subdivisions*.  
 P. 115. l. 5. for *exercises*, *read* *exercise*.  
 Ib. l. 30. for comma after *omitted*, *put* semicolon; and for semicolon after *performed*, *put* a comma.  
 P. 118. l. 2. for *division*, *read* *divisions*.  
 Ib. l. 7. *add* comma after *firing*.  
 P. 144. l. 22. for *will*, *read* *well*.  
 P. 171. l. 24. for *d mixed*, *read* *determined*.  
 Ib. l. 31. *del* comma after *battalion*, and *add* comma after *dismissed*.  
 P. 172. l. 1. for *thei* *espective*, *read* *their* *respective*.  
 P. 175. l. 10. for *corporals* *are*, *read* *corporal* *is*.



# Explanation of the Names of the several parts of a Firelock & Bayonet.

Pl. 1.



## References

aaa the Barrell  
 bbb the Stock  
 c... the Musle  
 d... But of the Rammer  
 e... Sight  
 f... First Loop


g Loop and Swivel  
 for the Stings  
 h Third Loop  
 i Tail Pipe  
 k Swell of the tail Pipe  
 l Leather Spring  
 m Hammer  
 n Trigger & Guard

o Cock  
 p Small of the Stock  
 q Butt  
 r Swell of the Butt  
 s Point of the Bayonet  
 t Bend of the Shank  
 u Socket  
 w Mouth of the Socket





*Take care to perform the Manual Exercise.*



*N.B. This also shows the Position of*.....

<i>Page.<sup>n</sup></i>	<i>Motion.</i>
6	2
8	3
10	3
12	3
14	3
25	2
29	2
33	2
37	2
48	2
50	2



I. Rest your Firelock. 1<sup>st</sup> Motion.



<i>Explanation</i>	<i>Motion.</i>
13	1
15	1
26	1
30	1
34	1

N.B. This also shews the position of.....

I. Rest your Firelock. 2<sup>d</sup> Motion. Pl. 4.



N.B. This also shows the position of

Caption *	Motion
5	2
13	2
14	1
15	2
23	—
26	2
30	2
34	2
43	—
47	4







I. Rest your Firelock. 2.<sup>d</sup> Motion.  
viewed sideways, faced to the left.



N.B. This also shows the Position of Exp.<sup>n</sup> 19.<sup>th</sup> Mot.<sup>n</sup> 2.<sup>d</sup>

II. *Order your Firelock. 1<sup>st</sup> Motion.*



NB. *This also shows the Position of Explan. 5. Mot. 1<sup>st</sup>*





II. *Order your Firelock 2<sup>d</sup> Motion.*



N.B. *This also shows the Position of Expl. 4<sup>th</sup> Mot. 2.*

### III. *Ground your Firelock. 1<sup>st</sup> Motion.*



N.B. *This also shews the Position of Expl. 4<sup>th</sup> Mot. 1<sup>st</sup>*







III. *Ground your Firelock. 1.<sup>st</sup> Motion* Pl. 9.  
*A Side View.*



VI. *Shoulder. 1<sup>st</sup> Motion.*  
*for 2<sup>d</sup> Motion, vid. Pl. 2<sup>d</sup>*



N.B. *This also shews the Position of*-----

<i>Explains</i>	<i>Motion</i>
10	2
12	2
14	2
25	1
29	1
33	1
37	1
48	1
50	2





VII. *Club your Firelock. 1<sup>st</sup> Motion.* Pl. II.



VII. *Club your Firelock. 2<sup>d</sup> Motion.* **Pl. 12.**









VII. *Club your Firelock. 3<sup>d</sup> Motion.*



VIII. *Shoulder. 1<sup>st</sup> Motion.* Pl. 14.







VIII. *Shoulder. 2<sup>d</sup> Motion.*  
*for 3<sup>d</sup> Motion, vid. Pl. 2<sup>d</sup>*

Pl. 15.



IX. Secure your Firelock. 1<sup>st</sup> Motion.



Explosive  
Motion

N.B. This also shews the Position of { " | ' /  
49 | ' /





IX. *Secure your Firelock, 2.<sup>d</sup> Motion.* Pl. 17.



N.B. *This also shews the Position of*

<i>Explanation</i>	<i>Motion</i>
10	1
11	2
12	1
49	2





IX. *Secure your Firelock, 3<sup>d</sup>. Motion.* Pl. 18.





Pl. 19.  
XI. *Fix your Bayonet, 3. Motion begun.*  
*for 1.<sup>st</sup> Mot: vid. Pl. 16.*  
*for 2.<sup>d</sup> Mot: vid. Pl. 17.*



N.B. *This also shows the Position of Expt. 49. 3. Mot.*

XI. Fix your Bayonet, 3<sup>d</sup> Motion ended. Pl. 20.









XIII. Carry your Firelock on your right Arm.

3.<sup>d</sup> Motion.

for 1.<sup>d</sup> Motion, vid. Pl. 3.<sup>d</sup>

for 2.<sup>d</sup> Motion, vid. Pl. 4.<sup>th</sup>



XVI. *Face to the right, 1.<sup>st</sup> Motion.* Pl. 22








XIX. *Face to the left, 1.<sup>st</sup> Motion.* Pl. 23



XXII. *Charge your Bayonet.* Pl 24.









XXIV. Prime & load, 2.<sup>d</sup> Motion.  
 shewing also the position of y<sup>e</sup> 1.<sup>st</sup> Motion.



N.B. This also shews the position of...

Explan. <sup>n</sup>	Motion
28	1
32	1
36	1

XXIV. Prime & load, 6<sup>th</sup> Motion.  
 shewing also the position of y<sup>e</sup> 5<sup>th</sup> Motion.



Explan.<sup>n</sup>  
 Motion.

N.B. This also shews the position of { 28 | 6  
 { 32 | 6  
 { 36 | 6





XXIV. Prime & load, 7<sup>th</sup> Motion ended

PL



N.B. This also shows the position of

$\left\{ \begin{array}{l} 28 \\ 32 \\ 36 \end{array} \right $	7	<i>Caplain. Motion</i>
	7	
	7	

XXIV. Prime & load, 8.<sup>th</sup> Motion ended.



N.B. This also shews the position of

<i>Caplan.<sup>n</sup></i>	<i>Motion</i>
28	8
32	8
36	8







XXIV. Prime & load. 9<sup>th</sup> Motion ended.



N.B. This also shows the position of


Explan <sup>n</sup> .	Motion.
28	9
32	9
36	9

XXVI. *As Front-rank; Make-ready. 3<sup>d</sup> Motion.* Pl. 30.  
*for 1<sup>st</sup> Mot: vid. Pl. 3<sup>d</sup>*  
*for 2<sup>d</sup> Mot: vid. Pl. 4<sup>th</sup>*





XXVII. *Present as Front-rank, a side View.*








XXX. As Center rank; Make-ready, 3<sup>d</sup> Motion.  
for 1<sup>st</sup> Mot: vid. Pl. 3<sup>d</sup>.  
for 2<sup>d</sup> Mot: vid Pl. 4<sup>th</sup>.






XXXI. Present, as Center-rank, a side View. Pl. 33.




NB. This is nearly the Position of Capt. 35<sup>th</sup>

XXX. As Center rank, Make-ready, 3<sup>d</sup> Motion.  
for 1<sup>st</sup> Mot: vid. Pl. 3<sup>d</sup>  
for 2<sup>d</sup> Mot: vid Pl. 4<sup>th</sup>



Pl. 33.  
XXXI. *Present, as Center-rank, a side View.*



NB. *This is nearly the Position of Expt. 35<sup>th</sup>.*




XXXIV. as Rear-rank, make ready. 3. Motion. Pl. 34.

for 1<sup>st</sup> Mot: vidi Pl. 3<sup>d</sup>  
for 2<sup>d</sup> Mot: vidi Pl. 4<sup>th</sup>





This shows the Position of { Explan: 2.<sup>d</sup> Motion 3.<sup>d</sup>  
Explan: 4.<sup>th</sup> Motion 3.<sup>d</sup>



Position of an Officer carrying his Fusce on his right Arm.





This shows the Position of { Explan: 2<sup>d</sup> Motion 3<sup>d</sup>  
Explan: 4<sup>th</sup> Motion 3<sup>d</sup>.




Position of an Officer carrying his Fusce on his right Arm.



This shows the Position of


Exp[lan.]: 2.<sup>d</sup> Motion 2.<sup>d</sup>  
Exp[lan.]: 3.<sup>d</sup> Motion 1.<sup>st</sup>  
Exp[lan.]: 4.<sup>th</sup> Motion 2.<sup>d</sup>  
Salute. Motion 1.<sup>st</sup> & 3.<sup>d</sup>



Order your Fusee. 1.<sup>st</sup> Motion.



This shows the Position of  
Caplan: 2.<sup>d</sup> Motion 2.<sup>d</sup>  
Caplan: 3.<sup>d</sup> Motion 1.<sup>st</sup>  
Caplan: 4.<sup>th</sup> Motion 2.<sup>d</sup>  
Salute, Motion 1.<sup>st</sup> & 3.<sup>d</sup>



Order your Fussee. 1.<sup>st</sup> Motion.



*This shews the position of Captain: 2<sup>d</sup>. Motion 1<sup>st</sup>.*



*Order your Fusce, 2<sup>d</sup>. Motion.*





*This shews the position of Explan: 2. Motion 1.*



*Order your Fusce, 2. Motion.*





*Order your Fusce, 3<sup>d</sup> Motion.*





*Order your Fusée, 3.<sup>d</sup> Motion.*



*For 1<sup>st</sup> Motion; vid. Pl. 36.  
This shows the position of Capt. 4 Mot.<sup>n</sup> 1.<sup>st</sup>*



*Carry your Fusée in your right Hand 2<sup>d</sup> Mot.<sup>n</sup>*





*For 1<sup>st</sup> Motion; vid. Pl. 36.  
This shows the position of Capt.<sup>n</sup> 4 Mot.<sup>n</sup> 1<sup>st</sup>*



*Carry your Fusce in your right Hand 2<sup>d</sup> Mot.<sup>n</sup>*





*Carry your Fusil in your Right Hand, 3. Motion.*




*For 1.<sup>st</sup> Motion, vid: Pl. 36.*



*Salute, 2.<sup>o</sup> Motion.*



*For 3<sup>d</sup> Motion, vid: Pl: 36.*



*Salute, 4<sup>th</sup> Motion.*







*Salute, 5<sup>th</sup> Motion.*





*An Officer marching at the Head of his  
Company, shewing y<sup>e</sup> manner of the Step.*





*An Officer marching at the Head of his  
Company, shewing y<sup>e</sup> manner of the Step.*





*Ensign carrying the Colours.*

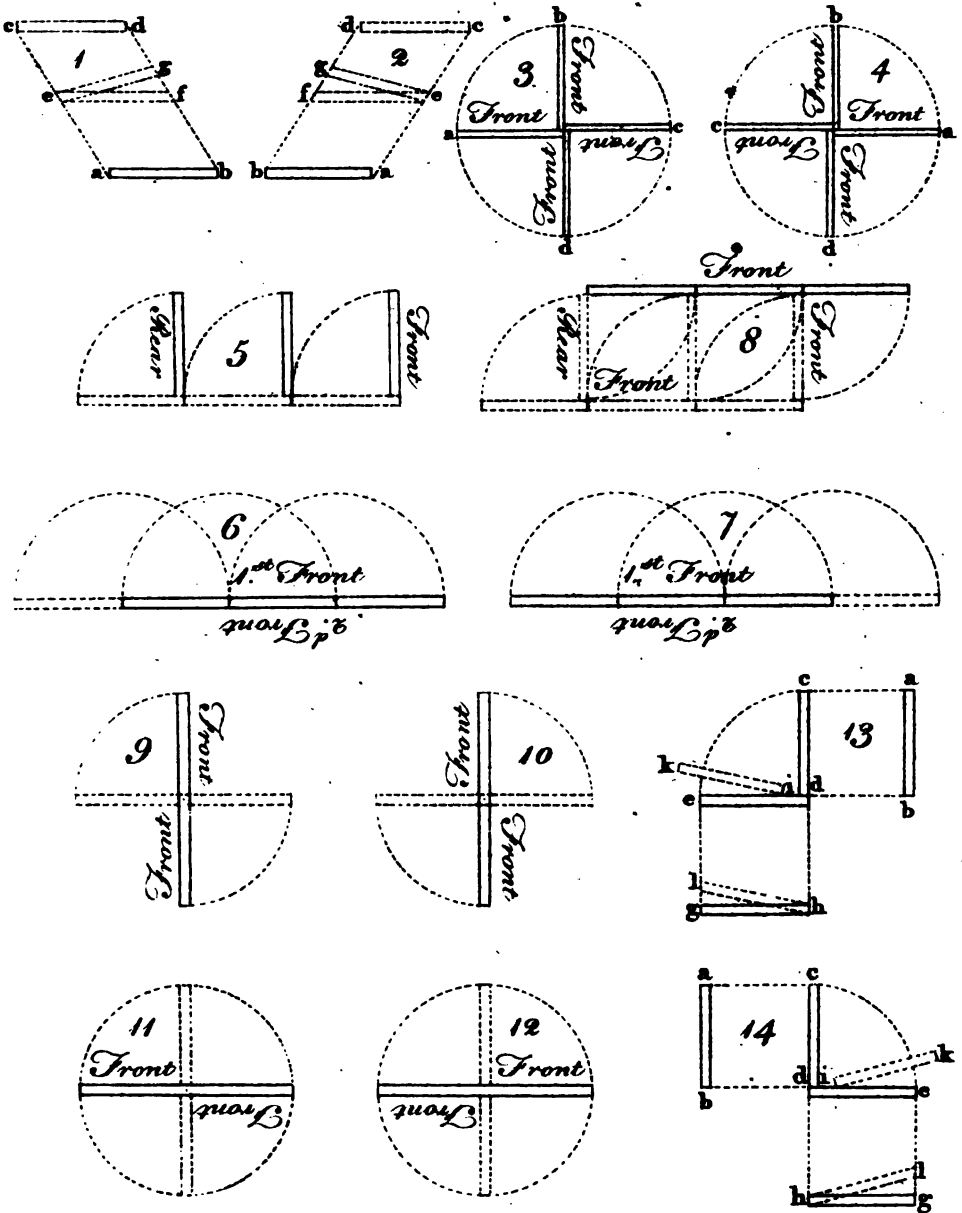








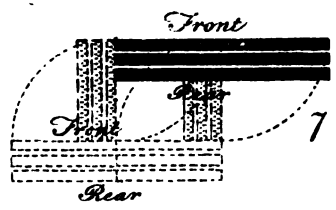
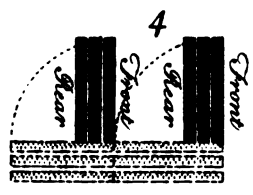
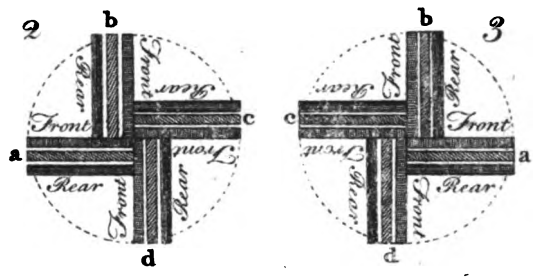
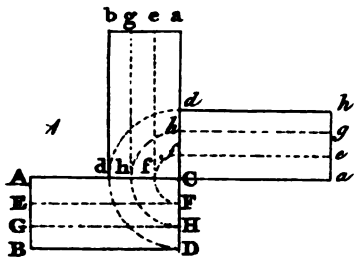


*Ensign carrying the Colours.*












Scale of Paces of 2 feet each



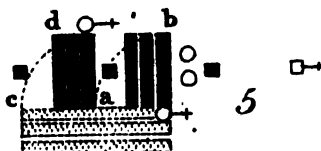
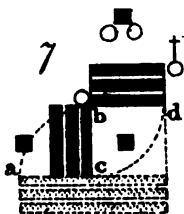
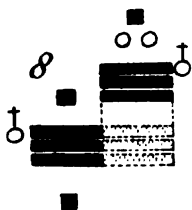
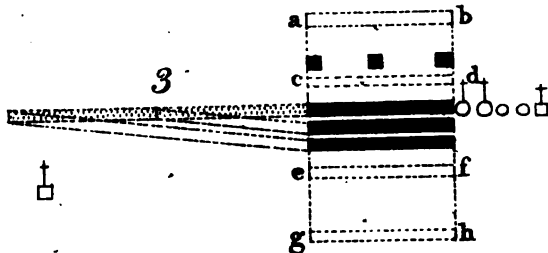
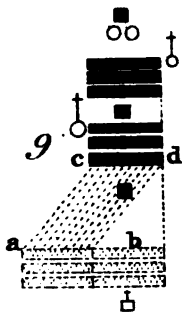
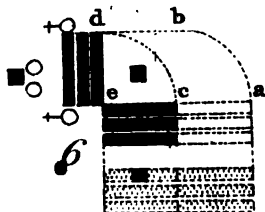
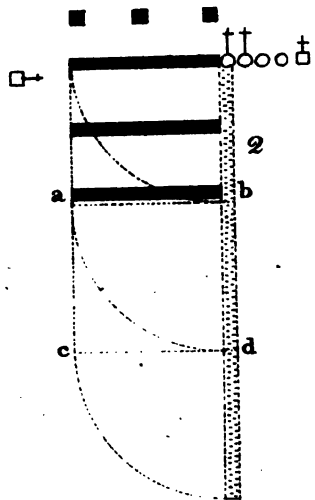
- Captain
- Lieutenant
- Ensign

Front } Ranks  
Center }  
Rear }

† Sergeant


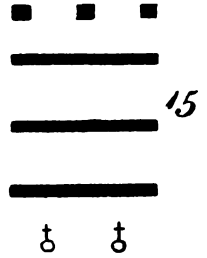
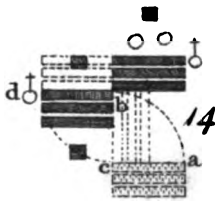
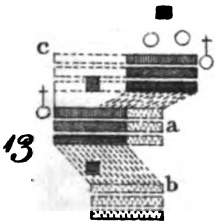
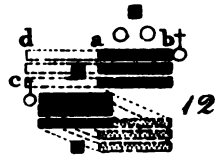
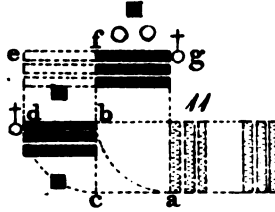
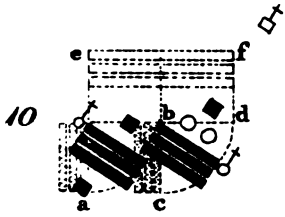
○ Drummer

□ Hatshetman



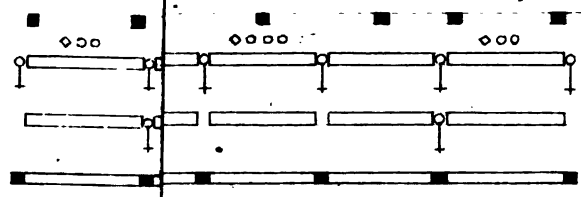






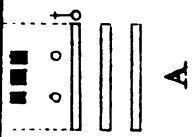


Plan 1.<sup>st</sup>




*to the Firings.*

Plan



A

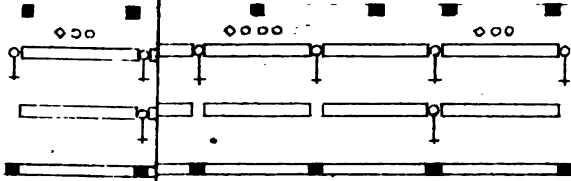


M

*Company*

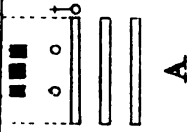


Plan 1<sup>st</sup>



*with the Firings.*

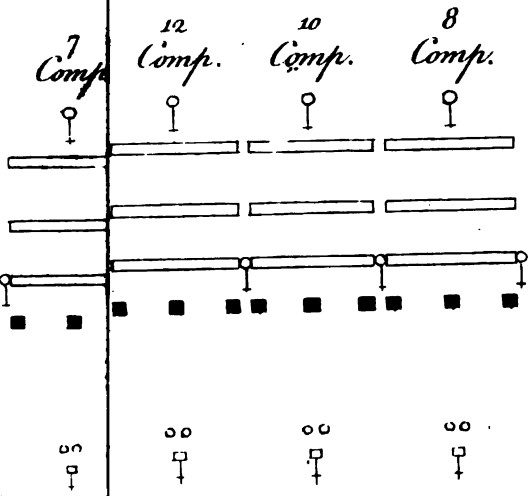
Plan



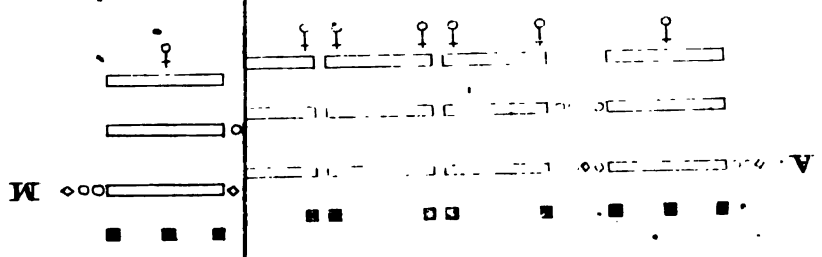
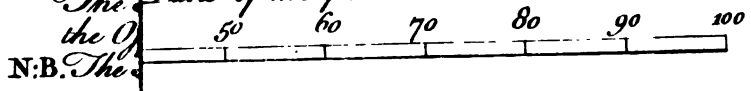
*Company*



- ↑ Colonel
- ⊠ Lieut. Colonel
- Captain
- Lieutenant
- Ensign
- ♣ Serjeant Major
- Serjeant
- ⊗ Drum Major
- Drum
- ◇ Fifer
- ⊠ Hatcherman
- M Major
- A Adjutant



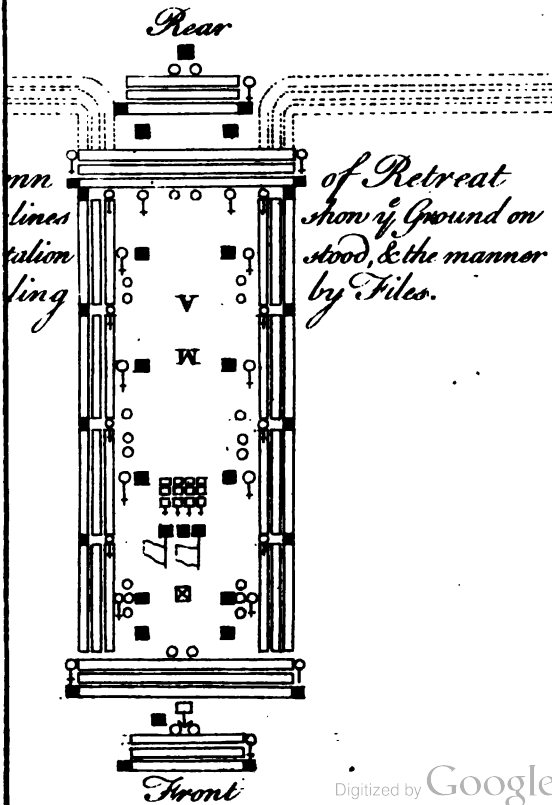
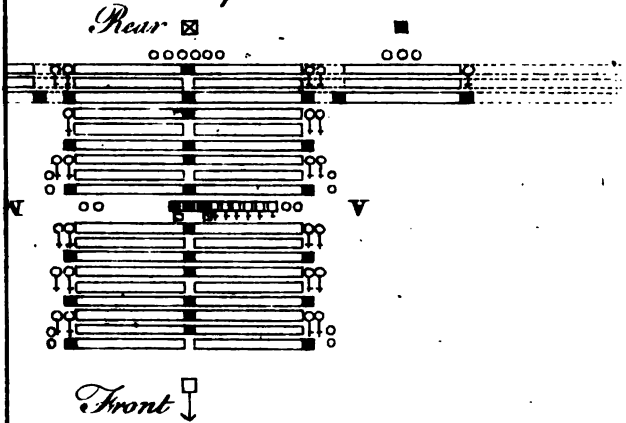
The Paces of two feet each.







# The Column of Attack









Grenadiers.

6	7	8
8	2	6
	Make ready	
	Present	
	Fire	
te ready		Make ready
		Present
		Fire
le		
l	Make ready	
	Present	
	Fire	
ready		Make ready
		Present
		Fire
nt		











